


GENERAL CATALOGUE

2023



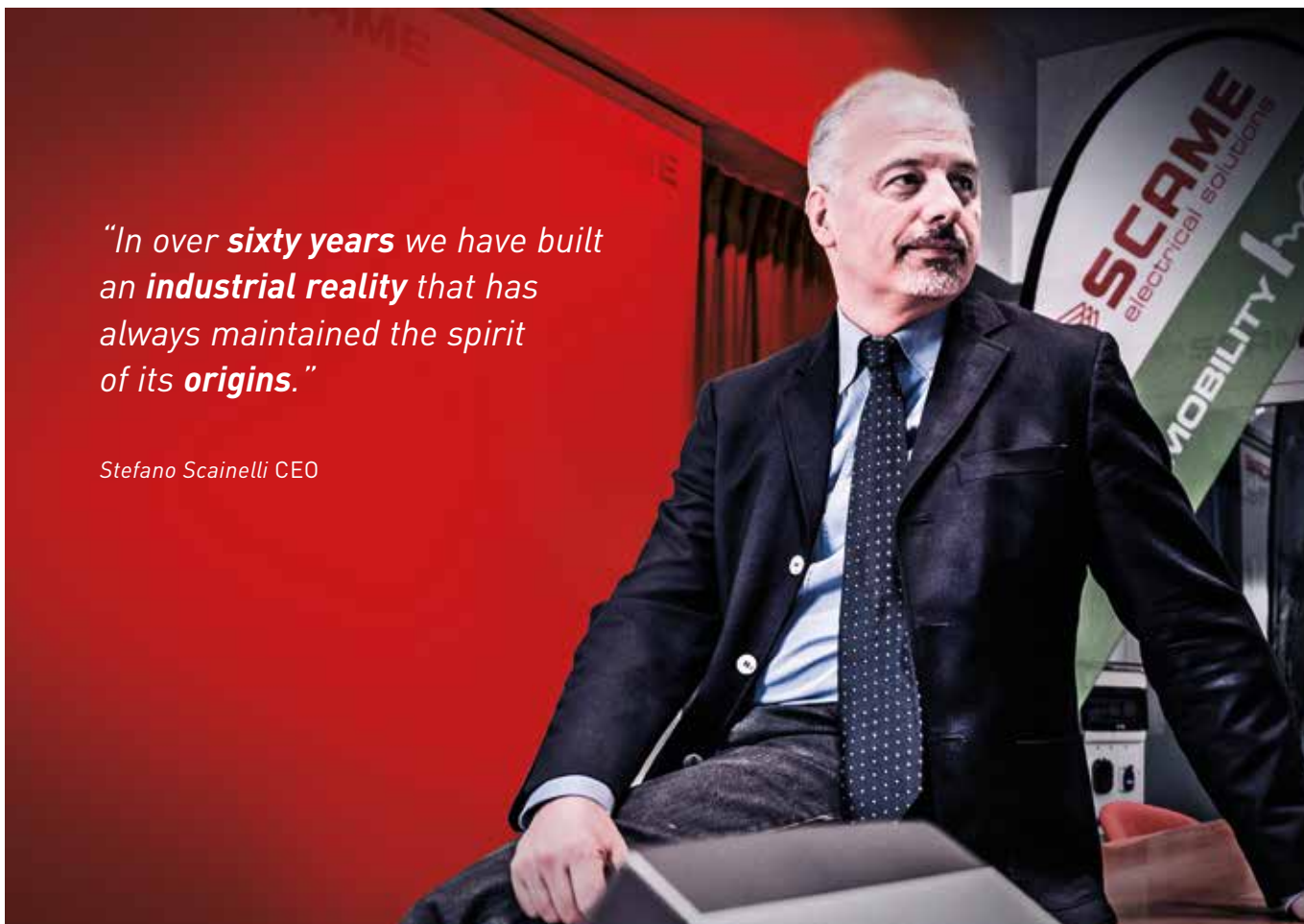
E-MOBILITY

GENERAL CATALOGUE 2023



www.scame.com

The Company



*“In over **sixty years** we have built an **industrial reality** that has always maintained the spirit of its **origins.**”*

Stefano Scainelli CEO

SCAME PARRE S.p.A., head of the SCAME group, is a manufacturer of components and systems for electrical installations in the civil, services and industrial sector, born and raised in the mountains of the upper Val Seriana, in the Province of Bergamo, Northern Italy. Since 1963, the year of its foundation, in more than half a century of activity, SCAME has never betrayed the spirit of the origins made of attention to the environment and the person, as well as continuous research to provide an innovation that is never an end in itself, but which translates into total quality and real benefits for the user.

Already a pioneer in the field of the solutions dedicated to electric vehicles charging, for which it has created a specific business

division and is today considered an absolute benchmark, the continuous search for new markets has led SCAME to develop also an articulated range of ATEX IECEx products for installation in hazardous areas, without neglecting its traditional offer based on products for domestic and industrial applications, even heavy ones. A catalogue able to meet any installation requirement, a product quality guaranteed by compliance with national and international Standards, a rapid customer service able to support every choice and an high level of service, have enabled SCAME to affirm its presence not only nationally, but also internationally through a network of 18 subsidiaries and a consolidated network of distributors in over 80 countries on 5 continents.

Italy Parre (Bergamo)





SCAME PARRE S.P.A.

Italia Parre

SCAME ARGENTINA

Argentina Don Torquato (Buenos Aires)

SCAME BRASIL

Brasil Atibaia (Sao Paulo)

SCAME BULGARIA

Bulgaria Sofia

SCAME CHILE

Chile Santiago

SCAME IBERICA

Spain Rubí (Barcelona)

SCAME INDIA

India Mumbai

SCAME PARRE S.P.A. BRANCH

U.A.E. Dubai

SCAME POLSKA

Poland Zawierce (Katowice)

SCAME PORTUGAL

Portugal Albergaria-A-Velha

SCAME-CZ

Czech Republic Velke Mezirici

SCAME-RO

Romania Timis

SCAME-SK

Slovakia Dolny Kubin

SCAME-TOP

China Beijing

SCAME-UA

Ukraine Kamenets Podolsky

SCAME-UK

United Kingdom Tewkesbury (Gloucestershire)

SCAME-UY

Uruguay Montevideo

SOBEM SCAME

France Sainte Marie Sur Ouche (Dijon)

MAGNUM CAP

Portugal Albergaria-A-Velha

Scame Parre's commitment in the E-Mobility sector dates back to the end of the 1990s, when, adopting the idea of a mobility capable of minimizing its environmental impact, it presented the first connector for the charging of electric vehicles, known today as Type 3A.

This allowed SCAME to join the committees (CEI, CENELEC, IEC) which at Italian and international level had the task of regulating the matter and played an important role in the definition of the first Italian National Standard for Connectors and Systems of recharging for electric road vehicles (CEI 69-6).

In recent years, with the growing interest in electric vehicles, an important piece of the broader mosaic of sustainability,

SCAME has renewed its commitment by strengthening its R&D division focused on E-Mobility and offering the market not only a wide range of components and charging cables, but also an articulated range of stations for recharging in AC or DC. All at the forefront in technical and technological terms and always with particular attention to design as an identifying trait of its offer and distinctive of true Made in Italy.



BE Logo




Within the vast offer of Scame Parre, the BE logo, alongside the institutional one, identifies and characterizes the line of products intended for electric vehicles recharging.

By exhibiting it, the stations, the charging cables and the related components are the bearers of over twenty years of company experience in the e-mobility sector, going back to 1999 the presentation by Scame Parre of the first connector specifically designed for this application.

Above all, however, they convey the message behind the logo itself: "Be Eco", "Be Ecologic". An invitation to embrace a concept of sustainable mobility as an integrated part of a lifestyle that respects man and the environment, rather than a recognition for those who have already done so by choosing one of our products.

A logo in the form of a stylized leaf that, almost resting on the product, leaves an indelible mark on it, adding another chapter to the story of passion, sustainability and innovation from that of Scame.






1. E-MOBILITY

Systems and solutions for AC or DC charging of electric vehicles

Wide range of wall boxes and pillars for alternating current AC charging of electric vehicles, in both private and public areas. Characterized by cutting-edge solutions in terms of safety and functionality, they make design their distinctive trait.

p. 8



INFORMATION

Technical insights

Information of technical, regulatory and applicative nature to emphasize the peculiarities of the products of which the Scame offer is made up.

p. 106

INDEX E-MOBILITY

1.1 AC CHARGING STATIONS	11	1.3 E-BIKE CHARGING STATIONS	83
Wall box	21	Pillars	89
BE-T Series	22	BE-K Series	90
BE-W[2.0] Series	28	Distribution boards	95
WD Series	34	UB[E-BIKE] Series	96
Pillars	39	1.4 CHARGING CABLES	101
BE-A Series	40	Complete cables	103
BE-B Series	44	LIBERA[CS] Series	104
CA Series	48		
CB Series	52		
Systems and services	57		
Multi Management System	58		
Accessories for parking areas	61		
Signage and delimitation	61		
1.2 DC CHARGING STATIONS	63		
Wall box	65		
BE-D Series	66		
Stations	71		
BE-M Series	72		
Systems and services	77		
Management systems and assistance services for charging stations	78		
Accessories for parking areas	81		
Signage and delimitation	81		

INDEX TECHNICAL INFORMATION

AC CHARGING STATIONS

BE-A Series	108
BE-B Series	109
BE-T Series	110
BE-W [2.0] Series	112
CA Series	113
CB Series	114
WD Series	115

DC CHARGING STATIONS


BE-D Series	116
BE-M Series	118

E-BIKE CHARGING STATIONS

BE-K Series	120
UB[E-BIKE] Series	122

CHARGING CABLES

LIBERA[CS] Series	124
-------------------------	-----







1. E-MOBILITY




INDEX E-MOBILITY

1.1 AC CHARGING STATIONS	11	1.3 E-BIKE CHARGING STATIONS	83
Wall box	21	Pillars	89
BE-T Series	22	BE-K Series	90
BE-W[2.0] Series	28	Distribution boards	95
WD Series	34	UB[E-BIKE] Series	96
Pillars	39	1.4 CHARGING CABLES	101
BE-A Series	40	Complete cables	103
BE-B Series	44	LIBERA[CS] Series	104
CA Series	48		
CB Series	52		
Systems and services	57		
Multi Management System	58		
Accessories for parking areas	61		
Signage and delimitation	61		
1.2 DC CHARGING STATIONS	63		
Wall box	65		
BE-D Series	66		
Stations	71		
BE-M Series	72		
Systems and services	77		
Multi Management System	78		
Accessories for parking areas	81		
Signage and delimitation	81		





**AC
CHARGING STATIONS**



Versions

LITE For standalone applications with free or controlled access	BUSINESS For standalone or multi-station applications (Satellite)	PRO For multi-station applications (Master)
<p>Along with the possibility of allowing free usage, access to the charging station can be restricted to a group of users, the registration of which takes place locally.</p> <p>LITE version charging stations operate in a standalone way and cannot be placed in a network of other stations.</p>	<p>In addition to the possibility of operating in a standalone way, either with or without access restriction, a BUSINESS charging station can operate as a Satellite of a Master station.</p> <p>A Master station defines the rules that regulate the access to the group of stations. That is done via Scame's Management System or an OCPP backend to which the Master is connected to.</p>	<p>PRO charging stations are designed to operate as Masters in a Master/Satellite system architecture.</p> <p>Access to a charging session can be restricted, or not, according to the rules defined in the Scame Management System or by the OCPP platform to which the Master station is connected to.</p>
OPERATING MODE		
<ul style="list-style-type: none"> - FREE - PERSONAL 	<ul style="list-style-type: none"> - FREE - PERSONAL - WEB/NET (Satellite) 	<ul style="list-style-type: none"> - WEB/NET (Master)
FUNCTIONALITIES		
<ul style="list-style-type: none"> - Local WiFi app* - Dynamic Power Management** 	<ul style="list-style-type: none"> - Dynamic Power Management** - Management System - Satellite - Load Balancing - Satellite 	<ul style="list-style-type: none"> - Dynamic Power Management** - Management System - Master - Load Balancing - Master - Management of up to 16 charging points - OCPP 1.6JSON

* In the models in which it is foreseen

** Accessory for supported models

Operating modes

Scame's AC charging stations are designed for different operating modes, functional to the type of installation, application and use for which they are intended.

The stations intended for standalone installation without the need to be included in a network architecture are available in the following operating modes:



FREE

FREE mode charging stations are the ideal choice for installation in environments that do not require controlled access as use is limited to a few people, usually vehicle owners, or in places where access is already regulated from other systems.

Charging stations in FREE mode cannot be inserted in a Master/Satellite architecture.

Access to charging: Without authentication.



PERSONAL

PERSONAL mode charging stations are suitable for installation in all places requiring controlled access as use is not limited exclusively to vehicle owners, but extends to a greater number of users, or in cases where access to charging stations should be monitored and regulated.

Charging stations in PERSONAL mode cannot be inserted in a Master/Satellite architecture.

Access to charging: With local authentication via app or RFID.

The stations intended to be inserted in a network architecture, managed via Scame Management System or via an external E-Mobility Service Provider (EMSP) via OCPP protocol, are available only in the following operating mode:



WEB/NET

WEB/NET mode charging stations are the definitive solution in all those cases in which the system must be monitored and managed remotely.

WEB/NET mode charging stations are distinguished between Master and Satellite. The Master stations have incorporated the Scame Management System.

The Satellite stations are controlled by the Master, access to recharging can be with or without authorization according to the rules defined by the network manager in the Scame Management System or in the OCPP platform.

A Master/Satellite architecture can include up to 16 charging points.

Access to charging: With or without authorization based on the rules defined on the Scame Management System or on the OCPP platform.



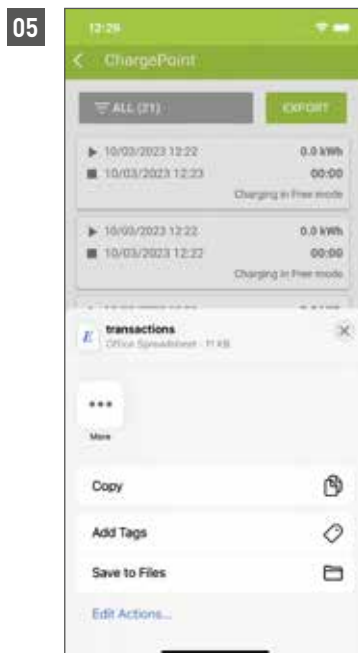
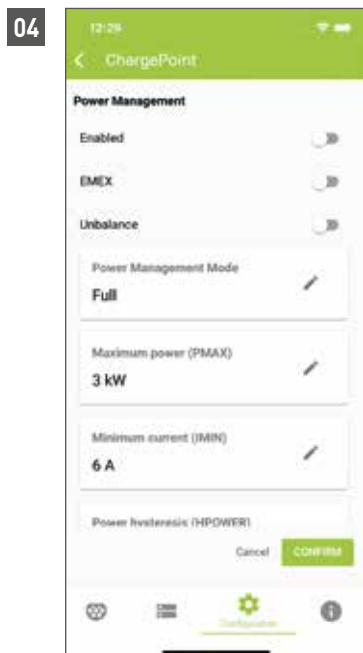
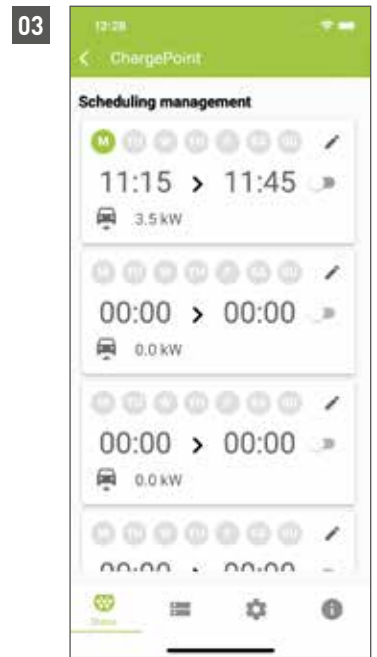
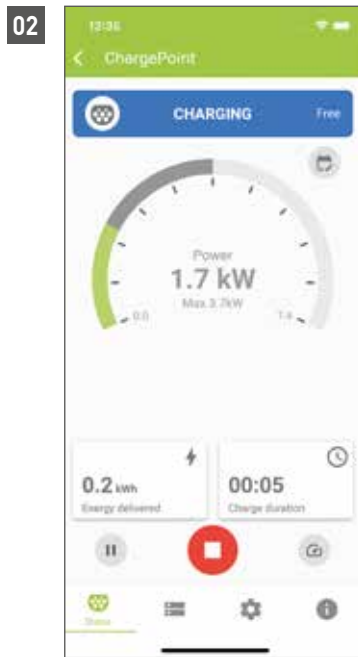
Scame E-Mobility app

For the LITE versions of Scame wall boxes, designed for purely domestic use, the Scame E-Mobility local WiFi app is available, compatible with Android and iOS and downloadable from the main e-stores.

The Scame E-Mobility app projects the user into a new dimension of dialogue with the station, allowing full control of the recharging operations in an easy and intuitive way.

Through the Scame E-Mobility app it is in fact possible to:

- 01 Authenticate the user enabling him to recharge
- 02 Monitor in real time and manage individual charging sessions
- 03 Schedule and program individual charging sessions
- 04 Manage Dynamic Power Management functioning mode
- 05 Download charging sessions reports and history
- 06 Check the status of the charging station and change its operating mode.

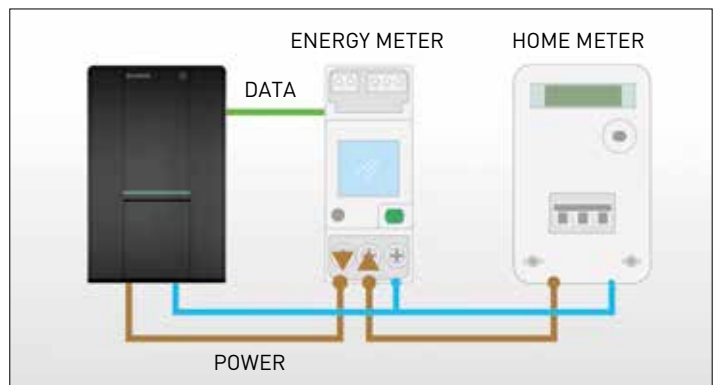


Dynamic Power Management

The Dynamic Power Management function is an indispensable option in residential installations where the available power is limited.

In this context, starting a recharging session of an electric vehicle while other electrical appliances are in operation (e.g. a washing machine) can cause an interruption in the power supply due to exceeding the contractual power.

The intelligent Dynamic Power Management function allows the wall box to dynamically modulate the current intended for recharging the electric vehicle based on the instantaneous consumption of all household appliances, avoiding power outages, all while also taking into consideration the current generated by photovoltaic panels or other renewable source, if any.

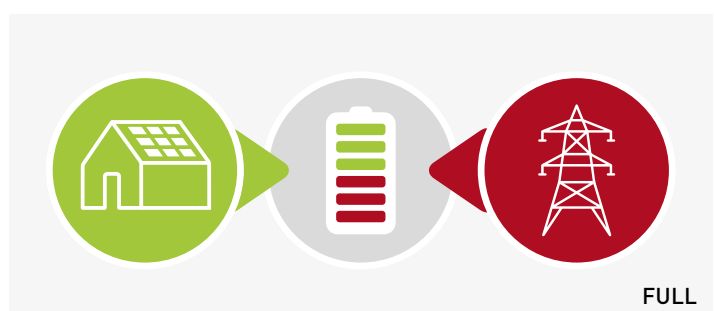


Once the Dynamic Power Management function has been activated, it is possible to set three different functioning modes:

FULL

Always recharge at full power

It uses the power available from the grid and any power generated by the local renewable source production plant, if any.



ECOSMART

Green charging with no worries

It uses the power generated by the local renewable source plus a minimum contribution from the grid, predefined but which can be increased by the user, to make up for any drops in power, thus guaranteeing continuity of charge.

This mode can only be selected in the presence of a local renewable source production plant (e.g. photovoltaic, wind...).

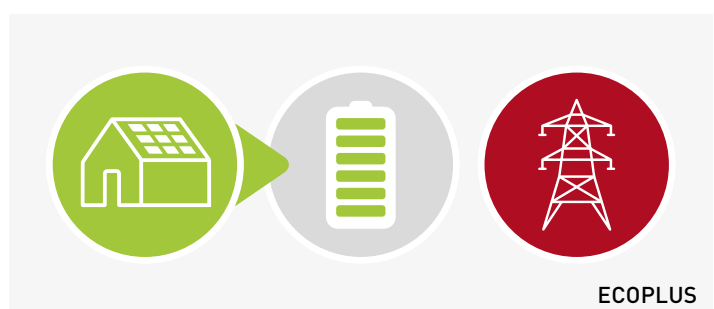


ECOPLUS

Green charging from renewable source only

It uses the power generated only by the local production plant from renewable sources (e.g. photovoltaic, wind...).

In this mode the charge is totally dependent on the state of generation of the renewable source and may be subject to suspensions such that the vehicle may not charge at the desired times.



Management System

Scame's charging stations can be monitored and managed remotely via the proprietary Management System or they can be connected to an external management platform via the standard OCPP 1.6JSON communication protocol.

SCAME LOCAL MANAGEMENT SYSTEM

Scame charging stations can be monitored and managed remotely through the proprietary Management System.

The software does not require subscriptions and manages from 1 to 16 charging points when organized in a Master/Satellite system architecture.

The Scame Management System must be configured in the local network and does not require any installation of additional software as access takes place with credentials via LAN IP address.

The Scame Management System provides full control of the system and allows for an extensive list of actions and information such as:

- Management of access modes to the charging point (with or without authorization)
- Management of the list of authorized users and any limitations (time or number of accesses)
- Information on the status of the charging points and any error messages
- Start/stop/pause/resume charging sessions
- Real-time data of the charging session
- Monitoring of consumption data

- Search/filter/download transaction history
- Limitation of the current available at the recharging point
- Load Balancing
- Soft reset of the charging point - Hard reset of the entire system
- Firmware and software update
- Web server
- Configuration of links to external platforms via OCPP 1.6JSON

OCPP EXTERNAL MANAGEMENT SYSTEM

Through the Scame Management System it is possible to decide to connect the Master station, with its possible Satellites, to an external management platform via the standard OCPP 1.6JSON communication protocol.

The charging stations connected to an external supervisor will be able to take advantage of the services provided by the platform such as, for example, the billing and station booking operations. Connection to an external platform may require the prior signing of a contract with the same and therefore subscription fees may apply.

Scame guarantees compatibility between its charging stations and external management platforms that have been subjected to an OCPP 1.6JSON compatibility test. The list of approved supervisors is available upon request: contact your Scame contact person for more information.



Load Balancing

The Scame Load Balancing feature proves to be essential when there are multiple charging points, but the system is not able to power them all simultaneously at their maximum rated power. This feature, which can be managed within the Scame Management System, allows you to allocate a maximum current threshold for a Master/Satellite architecture.

In the event that the sum of the instantaneous currents supplied by the charging points exceeds this threshold, the Master station would democratically rebalance the power supplied by the entire system, thus keeping it below the established maximum threshold, but allowing all vehicles to continue to recharge.

If the system does not have enough power available to allow all the charging points to supply the minimum current necessary for the correct performance of a charging session, any new sessions will be temporarily suspended.

Temporarily suspended charging sessions will be automatically reinitialized at the end of one of the charging sessions in progress. The Scame Load Balancing Scame feature can also be active when the Master station and its satellites are connected to an external management platform via OCPP 1.6JSON protocol.



Type 2 socket with integrated shutters (T2S)

Section 8.1 of IEC 61851-1 regulates the degree of protection against access to hazardous live parts for the EV socket-outlets intended for Mode 3 use, when not mated. A charging station must provide a specific degree of protection against access to hazardous live parts.

The regulation allows different methods to achieve the required degree of protection.

However, if implemented individually, some protections methods alone might not be sufficient to meet the national regulations of some specific countries. One of the most widely accepted protection methods consists of fitting a mechanical protection,

known as "shutters", in the contact tubes to prevent accidental direct contact with potentially live parts.

A standard Type2 socket outlet only has an IPXXB level of protection.

A Type 2 socket outlet with integrated shutters (T2S) allows to achieve a higher protection level, IPXXD, thus complying with the required safety level of IEC61851-1.

Scame's T2S socket represents today the preferred choice to meet the expectations of the European Commission and the safety requirements of the regulations and laws of most European Union member states.



Vandal-proof type 2 socket



Scame Type 2 socket with integrated shutters (T2S) is also available in a vandal-proof design, in this configuration equipping those charging stations intended mostly for installation in public areas.

In this vandal proof version the cover, which in standard applications is usually open, accessible and subject to damage, has been evolved into flaps that during the opening phase seamlessly slide into recessed compartments.


The opening phase is triggered when plugging in the charging cable. These flaps may also be latched and made accessible only after user authentication, thus preventing unwanted tampering with the socket outlet.

This Scame original One Hand System is designed to deliver a very friendly and intuitive charging operation and experience.

To further improve the user friendliness, the T2S vandal-proof socket outlet has a LED frame that clearly communicates the status of the charging point.



1.1 AC CHARGING STATIONS
Wall box



WALL BOX

BE-T SERIES

p. 22

Wall box with metal frame and single front charging point



BE-W[2.0] SERIES

p. 28

Wall box in thermoplastic material and single front charging point



WD SERIES

p. 34

Wall box with side charging points





BE-T Series

BE-T is a range of wall boxes for electric vehicles recharging in AC alternating current up to 22kW, equipped with a front socket or integrated cable fitted with a Type 2 connector. The Type 2 socket has integrated protection shutters, Scame patent. The user interface is ensured via local WiFi app or LCD display, depending on the models.


Available with free or controlled access, BE-T wall boxes can, depending on the versions, also be managed via the Scame Management System or be connected to an OCPP backend.

Made of halogen-free thermoplastic materials and with a powder-coated aluminum frame, the BE-T wall boxes are characterized by the clean and essential lines by Trussardi+Belloni Design, available in several aesthetic variants, as well as by the possibility of graphically customizing the front panel.

 technical sheet p. 110

Technical information

Main characteristics



Type 2 socket with shutters (T2S)

Scame patented Type 2 socket outlet integrates a mechanical protection system (known as shutters) that elevate the safety standard to IPXXD.

- 01** User interface via local WiFi app or LCD display
- 02** RFID reader for user authentication
- 03** Connectivity via Ethernet-WiFi-2/3/4G
- 04** Access to protections compartment
- 05** Possibility of graphic customization of the front panel in addition to 5 aesthetic variants

- 06** Powder-coated aluminium frame
- 07** Type 2 sockets with integrated shutters (T2S)
- 08** Charging status LED indicator
- 09** Menu navigation push button

Graphic customization



To make your BE-T wall box even more exclusive, you can customize the front panel with an image of your choice. To order the product in this configuration, simply replace the penultimate letter of the standard product code as shown in the example below.

 **C** CUSTOM graphics

 **B** BRONZE frame

ie:
205.T119-BCB

Aesthetic variants

The whole range of BE-T wall boxes can be further embellished, in terms of design, through 5 aesthetic variants of the front panel in exclusive combinations with specific colours of the metal frame.

STANDARD



METAL



WOOD




STONE



TEXTILE




 ANTHRACITE
standard graphic

 METAL graphic

 WOOD graphic

 STONE graphic

 TEXTILE graphic

 BRONZE frame

 GREEN frame

 BRONZE frame

 NICKEL frame

 NICKEL frame

1.1 AC CHARGING STATIONS

Wall box

LITE



Rated power	Socket outlet	User interface	Access	Energy Meter	Protections	Connectivity	Dynamic Power ¹⁾ Management	Code
7,4 kW	T2S	APP	APP	STANDARD		WiFi	OPTIONAL	205.T119-BAB
	T2S	APP	APP	STANDARD	RCB0	WiFi	OPTIONAL	205.T113-BAB
22 kW	T2S	APP	APP	STANDARD		WiFi	OPTIONAL	205.T119-DAB
	T2S	APP	APP	STANDARD	RCB0	WiFi	OPTIONAL	205.T113-DAB

¹⁾ **OPTIONAL DYNAMIC POWER MANAGEMENT:** To activate the Dynamic Power Management function, the installation of the wall box must be integrated with a specific external energy meter that can be ordered using the code 208.PM01 for the 7,4kW single-phase versions or 208.PM02 for the 22kW three-phase versions.

Mode:
FREE
PERSONAL

LITE >> TETHERED



Rated power	Socket outlet	User interface	Access	Energy Meter	Protections	Connectivity	Dynamic Power ¹⁾ Management	Code
7,4 kW	T2	APP	APP	STANDARD		WiFi	OPTIONAL	205.T119-SAB
	T2	APP	APP	STANDARD	RCB0	WiFi	OPTIONAL	205.T113-SAB
22 kW	T2	APP	APP	STANDARD		WiFi	OPTIONAL	205.T119-UAB
	T2	APP	APP	STANDARD	RCB0	WiFi	OPTIONAL	205.T113-UAB

¹⁾ **OPTIONAL DYNAMIC POWER MANAGEMENT:** To activate the Dynamic Power Management function, the installation of the wall box must be integrated with a specific external energy meter that can be ordered using the code 208.PM01 for the 7,4kW single-phase versions or 208.PM02 for the 22kW three-phase versions.

Mode:
FREE
PERSONAL

Cable length: 7,5m

Aesthetic variants

M METAL graphic

W WOOD graphic

S STONE graphic

T TEXTILE graphic

G GREEN frame

B BRONZE frame

N NICKEL frame

N NICKEL frame

ie.
205.T119-BMG

ie.
205.T119-BWB

ie.
205.T119-BSN

ie.
205.T119-BTN



Type 2S



Type 2

BUSINESS



Rated power	Socket outlet	User interface	Access	Energy Meter	Protections	Connectivity	Dynamic Power ¹⁾ Management	Code
7,4 kW	T2S	LCD	RFID	MID	RCB0		OPTIONAL	205.T33-BAB
	T2S	LCD	RFID	MID			OPTIONAL	205.T37-BAB
22 kW	T2S	LCD	RFID	MID	RCB0		OPTIONAL	205.T33-DAB
	T2S	LCD	RFID	MID			OPTIONAL	205.T37-DAB

¹⁾ **OPTIONAL DYNAMIC POWER MANAGEMENT:** To activate the Dynamic Power Management function, the installation of the wall box must be integrated with a specific external energy meter that can be ordered using the code 208.PM01 for the 7,4kW single-phase versions or 208.PM02 for the 22kW three-phase versions.

Mode:
FREE
PERSONAL
WEB/NET (Satellite)



WALL BOX
BE-T SERIES

BUSINESS >> TETHERED



Rated power	Socket outlet	User interface	Access	Energy Meter	Protections	Connectivity	Dynamic Power ¹⁾ Management	Code
7,4 kW	T2	LCD	RFID	MID	RCB0		OPTIONAL	205.T33-SAB
	T2	LCD	RFID	MID			OPTIONAL	205.T37-SAB
22 kW	T2	LCD	RFID	MID	RCB0		OPTIONAL	205.T33-UAB
	T2	LCD	RFID	MID			OPTIONAL	205.T37-UAB

¹⁾ **OPTIONAL DYNAMIC POWER MANAGEMENT:** To activate the Dynamic Power Management function, the installation of the wall box must be integrated with a specific external energy meter that can be ordered using the code 208.PM01 for the 7,4kW single-phase versions or 208.PM02 for the 22kW three-phase versions.

Mode:
FREE
PERSONAL
WEB/NET (Satellite)
Cable length: 7,5m

Aesthetic variants

M METAL graphic

W WOOD graphic

S STONE graphic

T TEXTILE graphic

G GREEN frame

B BRONZE frame

N NICKEL frame

N NICKEL frame

ie.
205.T119-BMG

ie.
205.T119-BWB

ie.
205.T119-BSN

ie.
205.T119-BTN



Type 2S

Type 2

1.1 AC CHARGING STATIONS

Wall box

PRO



Mode:
WEB/NET (Master)

Rated power	Socket outlet	User interface	Access	Energy Meter	Protections	Connectivity	Dynamic Power ¹⁾ Management	Code
7,4 kW	T2S	LCD	RFID	MID	RCB0	Ethernet	OPTIONAL	205.T52-BAB
	T2S	LCD	RFID	MID	RCB0	ETH-WiFi-2/3/4G	OPTIONAL	205.T62-BAB
	T2S	LCD	RFID	MID		Ethernet	OPTIONAL	205.T74-BAB
	T2S	LCD	RFID	MID		ETH-WiFi-2/3/4G	OPTIONAL	205.T85-BAB
22 kW	T2S	LCD	RFID	MID	RCB0	Ethernet	OPTIONAL	205.T52-DAB
	T2S	LCD	RFID	MID	RCB0	ETH-WiFi-2/3/4G	OPTIONAL	205.T62-DAB
	T2S	LCD	RFID	MID		Ethernet	OPTIONAL	205.T74-DAB
	T2S	LCD	RFID	MID		ETH-WiFi-2/3/4G	OPTIONAL	205.T85-DAB

¹⁾ **OPTIONAL DYNAMIC POWER MANAGEMENT:** To activate the Dynamic Power Management function, the installation of the wall box must be integrated with a specific external energy meter that can be ordered using the code 208.PM01 for the 7,4kW single-phase versions or 208.PM02 for the 22kW three-phase versions.

PRO >> TETHERED



Mode:
WEB/NET (Master)
Cable length: 7,5m

Rated power	Socket outlet	User interface	Access	Energy Meter	Protections	Connectivity	Dynamic Power ¹⁾ Management	Code
7,4 kW	T2	LCD	RFID	MID	RCB0	Ethernet	OPTIONAL	205.T52-SAB
	T2	LCD	RFID	MID	RCB0	ETH-WiFi-2/3/4G	OPTIONAL	205.T62-SAB
	T2	LCD	RFID	MID		Ethernet	OPTIONAL	205.T74-SAB
	T2	LCD	RFID	MID		ETH-WiFi-2/3/4G	OPTIONAL	205.T85-SAB
22 kW	T2	LCD	RFID	MID	RCB0	Ethernet	OPTIONAL	205.T52-UAB
	T2	LCD	RFID	MID	RCB0	ETH-WiFi-2/3/4G	OPTIONAL	205.T62-UAB
	T2	LCD	RFID	MID		Ethernet	OPTIONAL	205.T74-UAB
	T2	LCD	RFID	MID		ETH-WiFi-2/3/4G	OPTIONAL	205.T85-UAB

¹⁾ **OPTIONAL DYNAMIC POWER MANAGEMENT:** To activate the Dynamic Power Management function, the installation of the wall box must be integrated with a specific external energy meter that can be ordered using the code 208.PM01 for the 7,4kW single-phase versions or 208.PM02 for the 22kW three-phase versions.

Aesthetic variants

M METAL graphic

W WOOD graphic

S STONE graphic

T TEXTILE graphic

G GREEN frame

B BRONZE frame

N NICKEL frame

N NICKEL frame

ie.
205.T119-BMG

ie.
205.T119-BWB

ie.
205.T119-BSN

ie.
205.T119-BTN



Type 2S



Type 2

■ FUNCTIONALITY



Description	Code
EXTERNAL ENERGY METER SINGLE PHASE	208.PM01
EXTERNAL ENERGY METER THREE-PHASE	208.PM02

■ ACCESSORIES



Description	Code
SCAME BRANDED USER CARD	208.CARD
UNBRANDED USER CARD (WHITE)	208.CARD-W
USER CARD PROGRAMMER	208.PROG2



Description	Code
ETH-WIFI-2/3/4G ROUTER PRE-CONFIGURED FOR CONNECTION TO THE LOCAL SERVER (TECHNICAL ASSISTANCE EXCLUDED) (SIM DATA, DATA TRAFFIC, VPN SERVICE, IF ANY, EXCLUDED)	208.ROUTER



WALL BOX
BE-T SERIES



BE-W[2.0] Series


BE-W[2.0] is a range of wall boxes for electric vehicles recharging in AC alternating current up to 22kW equipped with a front socket or integrated cable fitted with a Type 2 connector.

The Type 2 socket has integrated protection shutters, Scame patent. The user interface is ensured via local wifi app or LCD display, depending on the models.

Available with free or controlled access, BE-W[2.0] wall boxes can, depending on the versions, also be managed via the Scame Management System or be connected to an OCPP backend.

Made of halogen-free thermoplastic materials the BE-W[2.0] wall boxes are characterized by the clean and essential lines by Trussardi+Belloni Design.

Specific supports allow them to be installed on the ground.

 technical sheet p. 112

Technical information

Main characteristics



Type 2 socket with shutters (T2S)

Scame patented Type 2 socket outlet integrates a mechanical protection system (known as shutters) that elevate the safety standard to IPXXD.

- 01** Halogen Free thermoplastic enclosure
- 02** Possibility of graphic customization with client's logo
- 03** Connectivity via Ethernet-WiFi-2/3/4G
- 04** Type 2 sockets with integrated shutters (T2S) or integrated cable
- 05** Charging status LED indicator
- 06** Menu navigation push button
- 07** RFID reader for user authentication
- 08** Local WiFi app or LCD display

Graphic customization



The BE-W[2.0] wall box can be graphically customized by printing the client's logo on the upper portion of the central band.

To order the personalized product, simply add the letter C at the end of the code and at the same time attach a file in vector format containing the data necessary for the graphic creation.

ie. **205.W119-BC**.

N.B. Scame reserves the right not to accept graphic proposals that are deemed inappropriate.



Application examples



1.1 AC CHARGING STATIONS

Wall box

LITE



Rated power	Socket outlet	User interface	Access	Energy Meter	Protections	Connectivity	Dynamic Power ¹⁾ Management	Code
7,4 kW	T2S	APP	APP	STANDARD		WiFi	OPTIONAL	205.W119-B
	T2S	APP	APP	STANDARD	RCBO	WiFi	OPTIONAL	205.W113-B
11 kW	T2S	APP	APP	STANDARD		WiFi	OPTIONAL	205.W119-C
22 kW	T2S	APP	APP	STANDARD		WiFi	OPTIONAL	205.W119-D

¹⁾ **OPTIONAL DYNAMIC POWER MANAGEMENT:** To activate the Dynamic Power Management function, the installation of the wall box must be integrated with a specific external energy meter that can be ordered using the code 208.PM01 for the 7,4kW single-phase versions or 208.PM02 for the 11kW-22kW three-phase versions.

IP: IP55

Mode:

FREE

PERSONAL

LITE >> TETHERED



Rated power	Connector	User interface	Access	Energy Meter	Protections	Connectivity	Dynamic Power ¹⁾ Management	Code
7,4 kW	T2	APP	APP	STANDARD		WiFi	OPTIONAL	205.W119-S
	T2	APP	APP	STANDARD	RCBO	WiFi	OPTIONAL	205.W113-S
11 kW	T2	APP	APP	STANDARD		WiFi	OPTIONAL	205.W119-T
22 kW	T2	APP	APP	STANDARD		WiFi	OPTIONAL	205.W119-U

Cable holder included.

¹⁾ **OPTIONAL DYNAMIC POWER MANAGEMENT:** To activate the Dynamic Power Management function, the installation of the wall box must be integrated with a specific external energy meter that can be ordered using the code 208.PM01 for the 7,4kW single-phase versions or 208.PM02 for the 11kW-22kW three-phase versions.

IP: IP55

Mode:

FREE

PERSONAL

Cable length: 5m



Type 2S



Type 2

BUSINESS



IP: IP55

**Mode:
FREE
PERSONAL
WEB/NET (Satellite)**

Rated power	Socket outlet	User interface	Access	Energy Meter	Protections	Connectivity	Dynamic Power ¹⁾ Management	Code
7,4 kW	T2S	LCD	RFID	STANDARD			OPTIONAL	205.W36-B
	T2S	LCD	RFID	MID			OPTIONAL	205.W37-B
	T2S	LCD	RFID	STANDARD	RCBO		OPTIONAL	205.W32-B
	T2S	LCD	RFID	MID	RCBO		OPTIONAL	205.W33-B
11 kW	T2S	LCD	RFID	STANDARD			OPTIONAL	205.W36-C
	T2S	LCD	RFID	MID			OPTIONAL	205.W37-C
22 kW	T2S	LCD	RFID	STANDARD			OPTIONAL	205.W36-D
	T2S	LCD	RFID	MID			OPTIONAL	205.W37-D

¹⁾ **OPTIONAL DYNAMIC POWER MANAGEMENT:** To activate the Dynamic Power Management function, the installation of the wall box must be integrated with a specific external energy meter that can be ordered using the code 208.PM01 for the 7,4kW single-phase versions or 208.PM02 for the 11kW-22kW three-phase versions.

BUSINESS >> TETHERED



IP: IP55

**Mode:
FREE
PERSONAL
WEB/NET (Satellite)**

Cable length: 5m

Rated power	Connector	User interface	Access	Energy Meter	Protections	Connectivity	Dynamic Power ¹⁾ Management	Code
7,4 kW	T2	LCD	RFID	STANDARD			OPTIONAL	205.W36-S
	T2	LCD	RFID	MID			OPTIONAL	205.W37-S
	T2	LCD	RFID	STANDARD	RCBO		OPTIONAL	205.W32-S
	T2	LCD	RFID	MID	RCBO		OPTIONAL	205.W33-S
11 kW	T2	LCD	RFID	STANDARD			OPTIONAL	205.W36-T
	T2	LCD	RFID	MID			OPTIONAL	205.W37-T
22 kW	T2	LCD	RFID	STANDARD			OPTIONAL	205.W36-U
	T2	LCD	RFID	MID			OPTIONAL	205.W37-U

Cable holder included.

¹⁾ **OPTIONAL DYNAMIC POWER MANAGEMENT:** To activate the Dynamic Power Management function, the installation of the wall box must be integrated with a specific external energy meter that can be ordered using the code 208.PM01 for the 7,4kW single-phase versions or 208.PM02 for the 11kW-22kW three-phase versions.



WALL BOX
BE-WT2.0J SERIES



Type 2S



Type 2

1.1 AC CHARGING STATIONS

Wall box

PRO



IP: IP55

Mode:
WEB/NET (Master)

Rated power	Socket outlet	User interface	Access	Energy Meter	Protections	Connectivity	Dynamic Power ¹⁾ Management	Code
7,4 kW	T2S	LCD	RFID	MID		ETHERNET	OPTIONAL	205.W74-B
	T2S	LCD	RFID	MID		ETH-WIFI-2/3/4G	OPTIONAL	205.W85-B
	T2S	LCD	RFID	MID	RCBO	ETHERNET	OPTIONAL	205.W52-B
	T2S	LCD	RFID	MID	RCBO	ETH-WIFI-2/3/4G	OPTIONAL	205.W62-B
11 kW	T2S	LCD	RFID	MID		ETHERNET	OPTIONAL	205.W74-C
	T2S	LCD	RFID	MID		ETH-WIFI-2/3/4G	OPTIONAL	205.W85-C
22 kW	T2S	LCD	RFID	MID		ETHERNET	OPTIONAL	205.W74-D
	T2S	LCD	RFID	MID		ETH-WIFI-2/3/4G	OPTIONAL	205.W85-D

¹⁾ OPTIONAL DYNAMIC POWER MANAGEMENT: To activate the Dynamic Power Management function, the installation of the wall box must be integrated with a specific external energy meter that can be ordered using the code 208.PM01 for the 7,4kW single-phase versions or 208.PM02 for the 11kW-22kW three-phase versions.

PRO >> TETHERED



IP: IP55

Mode:
WEB/NET (Master)

Cable length: 5m

Rated power	Connector	User interface	Access	Energy Meter	Protections	Connectivity	Dynamic Power ¹⁾ Management	Code
7,4 kW	T2	LCD	RFID	MID		ETHERNET	OPTIONAL	205.W74-S
	T2	LCD	RFID	MID		ETH-WIFI-2/3/4G	OPTIONAL	205.W85-S
	T2	LCD	RFID	MID	RCBO	ETHERNET	OPTIONAL	205.W52-S
	T2	LCD	RFID	MID	RCBO	ETH-WIFI-2/3/4G	OPTIONAL	205.W62-S
11 kW	T2	LCD	RFID	MID		ETHERNET	OPTIONAL	205.W74-T
	T2	LCD	RFID	MID		ETH-WIFI-2/3/4G	OPTIONAL	205.W85-T
22 kW	T2	LCD	RFID	MID		ETHERNET	OPTIONAL	205.W74-U
	T2	LCD	RFID	MID		ETH-WIFI-2/3/4G	OPTIONAL	205.W85-U

Cable holder included.

¹⁾ OPTIONAL DYNAMIC POWER MANAGEMENT: To activate the Dynamic Power Management function, the installation of the wall box must be integrated with a specific external energy meter that can be ordered using the code 208.PM01 for the 7,4kW single-phase versions or 208.PM02 for the 11kW-22kW three-phase versions.

FUNCTIONALITY



Description	Code
EXTERNAL ENERGY METER SINGLE PHASE	208.PM01
EXTERNAL ENERGY METER THREE-PHASE	208.PM02



Type 2S



Type 2

ACCESSORIES >> MOUNTING PLATES



Description	Code
MOUNTING PLATE FOR BE-W[2.0]	208.AP24

ACCESSORIES >> PEDESTALS



Description	Code
SINGLE-SIDED STANDING PEDESTAL KIT DIRECT FIXING FOR BE-W[2.0] SOCKET OUTLET VERSION	208.AP42
SINGLE-SIDED STANDING PEDESTAL KIT BRACKET FIXING FOR BE-W[2.0] SOCKET OUTLET VERSION	208.AP43
SINGLE-SIDED STANDING PEDESTAL KIT DIRECT FIXING FOR BE-W[2.0] TETHERED VERSION	208.AP46
SINGLE-SIDED STANDING PEDESTAL KIT BRACKET FIXING FOR BE-W[2.0] TETHERED VERSION	208.AP47



Description	Code
DOUBLE-SIDED STANDING PEDESTAL KIT DIRECT FIXING FOR BE-W[2.0] SOCKET OUTLET VERSION	208.AP44
DOUBLE-SIDED STANDING PEDESTAL KIT BRACKET FIXING FOR BE-W[2.0] SOCKET OUTLET VERSION	208.AP45
DOUBLE-SIDED STANDING PEDESTAL KIT DIRECT FIXING FOR BE-W[2.0] TETHERED VERSION	208.AP48
DOUBLE-SIDED STANDING PEDESTAL KIT BRACKET FIXING FOR BE-W[2.0] TETHERED VERSION	208.AP49

ACCESSORIES >> POLE MOUNTING



Description	Code
POLE MOUNTING FIXING Ø 80 MM OVER PLATE FOR BE-W[2.0] WALL BOX	208.AP25
POLE MOUNTING FIXING Ø 140 MM OVER PLATE FOR BE-W[2.0] WALL BOX	208.AP25L
POLE MOUNTING FIXING Ø 80 MM OVER PLATE FOR BE-W[2.0] WALL BOX WITH CABLE SUPPORT HOOK	208.AP26
METAL POLE MADE OF GALVANISED STEEL FOR WALL BOX BE-W[2.0] Ø 80 MM H=1250MM	208.AP11

ACCESSORIES



Description	Code
SCAME BRANDED USER CARD	208.CARD
UNBRANDED USER CARD (WHITE)	208.CARD-W
USER CARD PROGRAMMER	208.PROG2



Description	Code
ETH-WIFI-2/3/4G ROUTER PRE-CONFIGURED FOR CONNECTION TO THE LOCAL SERVER (TECHNICAL ASSISTANCE EXCLUDED) (SIM DATA, DATA TRAFFIC, VPN SERVICE, IF ANY, EXCLUDED)	208.ROUTER





WD Series

WD is a range of wall boxes for electric vehicles recharging in AC alternating current up to 22kW equipped with side sockets or integrated cables fitted with a Type 2 connectors

The Type 2 sockets have integrated protective shutters, vandal proof protection and charging point status LED frame.

The user interface is ensured via LCD display.

Available with free or controlled access, WD wall boxes can, depending on the versions, also be managed via the Scame Management System or be connected to an OCPP backend.

Made of high resistance thermoplastic material and painted steel sheet, they are ideal for installation in public areas where it is not possible to install a pillar.

technical sheet p. 115

Technical information

Main characteristics



Vandal-proof Type 2 socket
T2S socket outlet with vandal-proof protection with automatic opening when the connector is inserted.

- 01** High resistance thermoplastic and painted steel enclosure
- 02** Possibility of graphic customization with client's logo (on demand)
- 03** Availability of specific supports for wall or ground installation
- 04** Menu navigation push button
- 05** Type 2 sockets with integrated shutters (T2S), vandal-proof protection and charging status LED frame or integrated cable
- 06** RFID reader for user authentication
- 07** LCD display

Graphic customization



The BE-D wall box can be graphically customized by adding your company logo on the front panel. Graphic customization must be requested by specifying the code **209.CU01-WD** when ordering and at the same time attaching a file in vector format including the data necessary for the graphic creation.

N.B. Scame Parre reserves the right not to accept graphic proposals that are deemed inappropriate.



Application examples



1.1 AC CHARGING STATIONS

Wall box

BUSINESS



Rated power	Socket outlet	Access	Energy Meter	Protections	Connectivity	Code
2x7,4 kW	2xT2S	RFID	MID	RCBO		204.WD21B-T2T2M
	2xT2S	RFID	MID			204.WD21D-T2T2M
2x22 kW	2xT2S	RFID	MID	RCBO		204.WD23B-T2T2M
	2xT2S	RFID	MID			204.WD23D-T2T2M

Mode:
FREE
PERSONAL
WEB/NET (Satellite)

BUSINESS >> TETHERED



Rated power	Connector	Access	Energy Meter	Protections	Connectivity	Code
2x22 kW	2xT2	RFID	MID	RCBO		204.WD23R-T24T24M

Mode:
FREE
PERSONAL
WEB/NET (Satellite)
Cable length: 4m



Type 2S



Type 2

PRO



Rated power	Socket outlet	Access	Energy Meter	Protections	Connectivity	Code
2x7,4 kW	2xT2S	RFID	MID		ETHERNET	204.WD21D-T2T2MA
	2xT2S	RFID	MID	RCBO	ETHERNET	204.WD21B-T2T2MA
	2xT2S	RFID	MID		ETH-WIFI-2/3/4G	204.WD21D-T2T2ME
	2xT2S	RFID	MID	RCBO	ETH-WIFI-2/3/4G	204.WD21B-T2T2ME
2x22 kW	2xT2S	RFID	MID		ETHERNET	204.WD23D-T2T2MA
	2xT2S	RFID	MID	RCBO	ETHERNET	204.WD23B-T2T2MA
	2xT2S	RFID	MID		ETH-WIFI-2/3/4G	204.WD23D-T2T2ME
	2xT2S	RFID	MID	RCBO	ETH-WIFI-2/3/4G	204.WD23B-T2T2ME

Mode:
WEB/NET (Master)

PRO >> TETHERED



Rated power	Connector	Access	Energy Meter	Protections	Connectivity	Code
2x22 kW	2xT2	RFID	MID	RCBO	ETHERNET	204.WD23R-T24T24MA
		RFID	MID	RCBO	ETH-WIFI-2/3/4G	204.WD23R-T24T24ME

Mode:
WEB/NET (Master)
Cable lenght: 4m

ACCESSORIES >> POLE INSTALLATION



Description	Code
METAL POLE MADE OF GALVANISED STEEL FOR DUAL WALL BOX (WD) Ø 80 mm H=1500 mm	208.AP12
FIXING PLATE MADE OF GALVANISED STEEL FOR WD WALL BOX	208.AP22

ACCESSORIES



Description	Code
SCAME BRANDED USER CARD	208.CARD
UNBRANDED USER CARD (WHITE)	208.CARD-W
USER CARD PROGRAMMER	208.PROG2



Description	Code
ETH-WIFI-2/3/4G ROUTER PRE-CONFIGURED FOR CONNECTION TO THE LOCAL SERVER (TECHNICAL ASSISTANCE EXCLUDED) (SIM DATA, DATA TRAFFIC, VPN SERVICE, IF ANY, EXCLUDED)	208.ROUTER



Type 2S



Type 2



WALL BOX
WD SERIES



PILLARS

BE-A SERIES

p. 40

Pillars in painted metal sheet with front charging points



BE-B SERIES

p. 44

Pillars in painted metal sheet with side charging points



CA SERIES

p. 48

Pillars in painted steel with side charging points and graphic customizable panels



CB SERIES

p. 52

Pillars in stainless steel with side charging points





BE-A Series


BE-A is a range of charging stations for electric vehicles recharging in AC alternating current up to 22kW equipped with front sockets.

The Type 2 sockets have integrated protective shutters, vandal proof protection and charging point status LED frame.

The user interface is ensured via LCD display.

Available with free or controlled access, BE-A charging stations can, depending on the versions, also be managed via the Scame Management System or be connected to an OCPP backend.

Made of powder-coated steel, they are characterized not only by their sturdiness but also by the clean and essential lines by Trussardi+Belloni Design and by the possibility of recessed installation in wall niches thanks to the front positioned sockets.

 technical sheet p. 108

Technical information

Main characteristics



Vandal-proof Type 2 socket

T2S socket outlet with vandal-proof protection with automatic opening when the connector is inserted.

- 01** Menu navigation push button
- 02** Connectivity via Ethernet-WiFi-2/3/4G
- 03** Powder coated steel structure. Maximum resistance to chemical and atmospheric agents and to corrosion
- 04** Possibility of graphic customization with client's logo (on demand)
- 05** Versions available with 1 or 2 front sockets
- 06** Type 2 sockets with integrated shutters (T2S), vandal-proof protection and charging status LED frame
- 07** RFID reader for user authentication
- 08** LCD display

Graphic customization



The BE-A charging station can be graphically customized by adding your company logo in the indicated area.

Graphic customization must be requested by specifying the code **209.CU01-A** when ordering and at the same time attaching a file in vector format including the data necessary for the graphic creation.

N.B. Scame Parre reserves the right not to accept graphic proposals that are deemed inappropriate

Application examples



Pillars

BUSINESS



Rated power	Socket outlet	Access	Energy Meter	Protections	Connectivity	Code
2x7,4 kW	2xT2S	RFID	MID	RCBO		205.A33-BB
2x11 kW	2xT2S	RFID	MID	RCBO		205.A33-CC
2x22 kW	2xT2S	RFID	MID	RCBO		205.A33-DD

Mode:
FREE
PERSONAL
WEB/NET (Satellite)

PRO



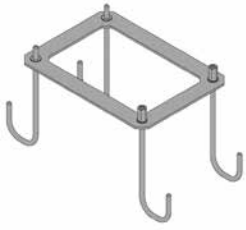
Rated power	Socket outlet	Access	Energy Meter	Protections	Connectivity	Code
2x7,4 kW	2xT2S	RFID	MID	RCBO	ETHERNET	205.A52-BB
	2xT2S	RFID	MID	RCBO	ETH-WiFi-2/3/4G	205.A62-BB
2x11 kW	2xT2S	RFID	MID	RCBO	ETHERNET	205.A52-CC
	2xT2S	RFID	MID	RCBO	ETH-WiFi-2/3/4G	205.A62-CC
2x22 kW	2xT2S	RFID	MID	RCBO	ETHERNET	205.A52-DD
	2xT2S	RFID	MID	RCBO	ETH-WiFi-2/3/4G	205.A62-DD

Mode:
WEB/NET (Master)



Type 2S

■ ACCESSORIES



Description	Code
SUPPORT FOR BRACKET FIXING	208.AP23



Description	Code
SCAME BRANDED USER CARD	208.CARD
UNBRANDED USER CARD (WHITE)	208.CARD-W
USER CARD PROGRAMMER	208.PROG2



Description	Code
ETH-WIFI-2/3/4G ROUTER PRE-CONFIGURED FOR CONNECTION TO THE LOCAL SERVER (TECHNICAL ASSISTANCE EXCLUDED) (SIM DATA, DATA TRAFFIC, VPN SERVICE, IF ANY, EXCLUDED)	208.ROUTER





BE-B Series


BE-B is a range of charging stations for electric vehicles recharging in AC alternating current up to 22kW equipped with side sockets or integrated cables fitted with a Type 2 connectors.

The Type 2 sockets have integrated protective shutters, vandal proof protection and charging point status LED frame.

The user interface is ensured via LCD display.

Available with free or controlled access, BE-B charging stations can, depending on the versions, also be managed via the Scame Management System or be connected to an OCPP backend.

Made of powder-coated steel, they are characterized not only by their sturdiness but also by the clean and essential lines by Trussardi+Belloni Design which make them suitable for any context.

 technical sheet p. 109

Technical information

Main characteristics



Vandal-proof Type 2 socket

T2S socket outlet with vandal-proof protection with automatic opening when the connector is inserted.

- 01** Menu navigation push button
- 02** Powder coated steel structure. Maximum resistance to chemical and atmospheric agents and to corrosion
- 03** Connectivity via Ethernet-WiFi-2/3/4G
- 04** Possibility of graphic customization with client's logo (on demand)
- 05** Versions available with 1 or 2 side sockets or integrated cable
- 06** Type 2 sockets with integrated shutters (T2S), vandal-proof protection and charging status LED frame or integrated cable
- 07** RFID reader for user authentication
- 08** LCD display

Graphic customization



The BE-B charging station can be graphically customized by adding your company logo in the indicated area.

Graphic customization must be requested by specifying the code **209.CU01-B** when ordering and at the same time attaching a file in vector format including the data necessary for the graphic creation.

N.B. Scame Parre reserves the right not to accept graphic proposals that are deemed inappropriate



Application examples



1.1 AC CHARGING STATIONS

Pillars

BUSINESS



Rated power	Socket outlet	Access	Energy Meter	Protections	Connectivity	Code
2x7,4 kW	2xT2S	RFID	MID	RCBO		205.B33-BB
2x11 kW	2xT2S	RFID	MID	RCBO		205.B33-CC
2x22 kW	2xT2S	RFID	MID	RCBO		205.B33-DD

Mode:
FREE
PERSONAL
WEB/NET (Satellite)

BUSINESS >> TETHERED



Rated power	Connector	Access	Energy Meter	Protections	Connectivity	Code
2x7,4 kW	2xT2	RFID	MID	RCBO		205.B33-SS
2x11 kW	2xT2	RFID	MID	RCBO		205.B33-TT
2x22 kW	2xT2	RFID	MID	RCBO		205.B33-UU

Mode:
FREE
PERSONAL
WEB/NET (Satellite)
 Cable length: 4m

PRO



Rated power	Socket outlet	Access	Energy Meter	Protections	Connectivity	Code
2x7,4 kW	2xT2S	RFID	MID	RCBO	ETHERNET	205.B52-BB
	2xT2S	RFID	MID	RCBO	ETH-WiFi-2/3/4G	205.B62-BB
2x11 kW	2xT2S	RFID	MID	RCBO	ETHERNET	205.B52-CC
	2xT2S	RFID	MID	RCBO	ETH-WiFi-2/3/4G	205.B62-CC
2x22 kW	2xT2S	RFID	MID	RCBO	ETHERNET	205.B52-DD
	2xT2S	RFID	MID	RCBO	ETH-WiFi-2/3/4G	205.B62-DD

Mode:
WEB/NET (Master)



Type 2S



Type 2

■ PRO >> TETHERED

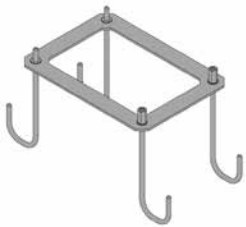


Mode:
WEB/NET (Master)
Cable length: 4m

Rated power	Connector	Access	Energy Meter	Protections	Connectivity	Code
2x7,4 kW	2xT2	RFID	MID	RCBO	ETHERNET	205.B52-SS
	2xT2	RFID	MID	RCBO	ETH-WiFi-2/3/4G	205.B62-SS
2X22 kW	2xT2	RFID	MID	RCBO	ETHERNET	205.B52-UU
	2xT2	RFID	MID	RCBO	ETH-WiFi-2/3/4G	205.B62-UU



■ ACCESSORIES



Description	Code
SUPPORT FOR BRACKET FIXING	208.AP23



Description	Code
SCAME BRANDED USER CARD	208.CARD
UNBRANDED USER CARD (WHITE)	208.CARD-W
USER CARD PROGRAMMER	208.PROG2



Description	Code
ETH-WIFI-2/3/4G ROUTER PRE-CONFIGURED FOR CONNECTION TO THE LOCAL SERVER (TECHNICAL ASSISTANCE EXCLUDED) (SIM DATA, DATA TRAFFIC, VPN SERVICE, IF ANY, EXCLUDED)	208.ROUTER



Type 2S



Type 2



CA Series


CA is a range of charging stations for electric vehicles recharging in AC alternating current up to 22kW equipped with side sockets or integrated cables fitted with a Type 2 connectors.

The Type 2 sockets have integrated protective shutters, vandal proof protection and charging point status LED frame.

The user interface is ensured via LCD display.

Available with free or controlled access, CA charging stations can, depending on the versions, also be managed via the Scame Management System or be connected to an OCPP backend.

Made of painted steel, they are characterized not only by their sturdiness but also by the removable plexiglass panels which can be graphically customized.

 technical sheet p. 103

Technical information

Main characteristics



Vandal-proof Type 2 socket

T2S socket outlet with vandal-proof protection with automatic opening when the connector is inserted.

- 01** Head with charging status high visibility LED
- 02** Varnished steel structure. Maximum resistance to chemical and atmospheric agents and to corrosion
- 03** Removable and graphically customizable plexiglass panels
- 04** Single or double-sided versions available with 1 up to 4 sockets or with integrated cable
- 05** Type 2 sockets with integrated shutters (T2S), vandal-proof protection and charging status LED frame or integrated cable
- 06** RFID reader for user authentication
- 07** LCD display
- 08** Menu navigation push button

Graphic customization



The CA charging station can be graphically customized by printing your company logo on the plexiglass panels. Graphic customization must be requested by specifying the code **209.CU01-CA** when ordering and at the same time attaching a file in vector format including the data necessary for the graphic creation.

N.B. Scame Parre reserves the right not to accept graphic proposals that are deemed inappropriate.



Application examples



1.1 AC CHARGING STATIONS

Pillars

BUSINESS



Rated power	Socket outlet	Access	Energy Meter	Protections	Connectivity	Code
1x7,4 kW	1xT2S	RFID	MID	RCBO		204.CA11B-T2M
1x22 kW	1xT2S	RFID	MID	RCBO		204.CA13B-T2M
2x7,4 kW	2xT2S	RFID	MID			204.CA21D-T2T2M
	2xT2S	RFID	MID	RCBO		204.CA21B-T2T2M
2x11 kW	2xT2S	RFID	MID	RCBO		204.CA26B-T2T2M
2x22 kW	2xT2S	RFID	MID			204.CA23D-T2T2M
2x22 kW	2xT2S	RFID	MID	RCBO		204.CA23B-T2T2M
4x7,4 kW	4xT2S	RFID	MID	RCBO		204.CA41B-003M

Mode:
FREE
PERSONAL
WEB/NET (Satellite)

BUSINESS >> TETHERED



Rated power	Connector	Access	Energy Meter	Protections	Connectivity	Code
2x7,4 kW	2xT2	RFID	MID	RCBO		204.CA21R-T23T23M
2x22 kW	2xT2	RFID	MID	RCBO		204.CA23R-T24T24M

Mode:
FREE
PERSONAL
WEB/NET (Satellite)
Cable length: 3m

PRO



Rated power	Socket outlet	Access	Energy Meter	Protections	Connectivity	Code
1x7,4 kW	1xT2S	RFID	MID	RCBO	ETHERNET	204.CA11B-T2MA
1x22 kW	1xT2S	RFID	MID	RCBO	ETHERNET	204.CA13B-T2MA
	2xT2S	RFID	MID		ETHERNET	204.CA21D-T2T2MA
2x7,4 kW	2xT2S	RFID	MID		ETH-WiFi-2/3/4G	204.CA21D-T2T2ME
	2xT2S	RFID	MID	RCBO	ETHERNET	204.CA21B-T2T2MA
	2xT2S	RFID	MID	RCBO	ETH-WiFi-2/3/4G	204.CA21B-T2T2ME
2x11 kW	2xT2S	RFID	MID	RCBO	ETHERNET	204.CA26B-T2T2MA
	2xT2S	RFID	MID	RCBO	ETH-WiFi-2/3/4G	204.CA26B-T2T2ME
	2xT2S	RFID	MID		ETHERNET	204.CA23D-T2T2MA
2x22 kW	2xT2S	RFID	MID		ETH-WiFi-2/3/4G	204.CA23D-T2T2ME
	2xT2S	RFID	MID	RCBO	ETHERNET	204.CA23B-T2T2MA
	2xT2S	RFID	MID	RCBO	ETH-WiFi-2/3/4G	204.CA23B-T2T2ME
4x7,4 kW	4xT2S	RFID	MID	RCBO	ETHERNET	204.CA41B-003MA
	4xT2S	RFID	MID	RCBO	ETH-WiFi-2/3/4G	204.CA41B-003ME

Mode:
WEB/NET (Master)



Type 2S



Type 2

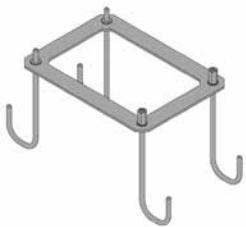
■ PRO >> TETHERED



Rated power	Connector	Access	Energy Meter	Protections	Connectivity	Code
2x7,4 kW	2xT2	RFID	MID	RCBO	ETHERNET	204.CA21R-T23T23MA
	2xT2	RFID	MID	RCBO	ETH-WiFi-2/3/4G	204.CA21R-T23T23ME
2x22 kW	2xT2	RFID	MID	RCBO	ETHERNET	204.CA23R-T24T24MA
	2xT2	RFID	MID	RCBO	ETH-WiFi-2/3/4G	204.CA23R-T24T24ME

Mode:
WEB/NET (Master)
Cable lenght: 3m

■ ACCESSORIES



Description	Code
SUPPORT FOR BRACKET FIXING	208.AP23



Description	Code
SCAME BRANDED USER CARD	208.CARD
UNBRANDED USER CARD (WHITE)	208.CARD-W
USER CARD PROGRAMMER	208.PROG2



Description	Code
ETH-WIFI-2/3/4G ROUTER PRE-CONFIGURED FOR CONNECTION TO THE LOCAL SERVER (TECHNICAL ASSISTANCE EXCLUDED) (SIM DATA, DATA TRAFFIC, VPN SERVICE, IF ANY, EXCLUDED)	208.ROUTER



Type 2S



Type 2





CB Series


CB is a range of charging stations for electric vehicles recharging in AC alternating current up to 22kW equipped with side sockets.

The Type 2 sockets have integrated protective shutters, vandal proof protection and charging point status LED frame.

The user interface is ensured via LCD display.

Available with free or controlled access, CB charging stations can, depending on the versions, also be managed via the Scame Management System or be connected to an OCPP backend.

Made of stainless steel, they are ideal for installation in public and private eareas such as ports or marinas thanks to an high level of resistance to salt mists as well as atmospheric agents.

 technical sheet p. 114

Technical information

Main characteristics



Vandal-proof Type 2 socket

T2S socket outlet with vandal-proof protection with automatic opening when the connector is inserted.

- 01** Head with charging status high visibility LED
- 02** AISI 316L stainless steel structure. Maximum resistance to chemical and atmospheric agents and to corrosion
- 03** Versions available with 2 side sockets
- 04** Type 2 sockets with integrated shutters (T2S), vandal-proof protection and charging status LED frame

- 05** RFID reader for user authentication
- 06** LCD display
- 07** Menu navigation push button

Application examples



Pillars

BUSINESS



Rated power	Socket outlet	Access	Energy Meter	Protections	Connectivity	Code
2X7,4 kW	2xT2S	RFID	STANDARD	RCBO		204.CB21B-T2T2
2X22 kW	2xT2S	RFID	STANDARD	RCBO		204.CB23B-T2T2

Mode:
FREE
PERSONAL
WEB/NET (Satellite)

PRO



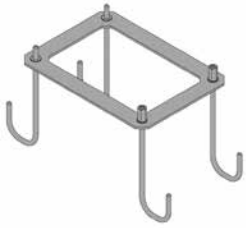
Rated power	Socket outlet	Access	Energy Meter	Protections	Connectivity	Code
2X7,4 kW	2xT2S	RFID	STANDARD	RCBO	ETHERNET	204.CB21B-T2T2A
	2xT2S	RFID	STANDARD	RCBO	ETH-WiFi-2/3/4G	204.CB21B-T2T2E
2X22 kW	2xT2S	RFID	STANDARD	RCBO	ETHERNET	204.CB23B-T2T2A
	2xT2S	RFID	STANDARD	RCBO	ETH-WiFi-2/3/4G	204.CB23B-T2T2E

Mode:
WEB/NET (Master)



Type 2S

■ ACCESSORIES



Description	Code
SUPPORT FOR BRACKET FIXING	208.AP23



Description	Code
SCAME BRANDED USER CARD	208.CARD
UNBRANDED USER CARD (WHITE)	208.CARD-W
USER CARD PROGRAMMER	208.PROG2



Description	Code
ETH-WIFI-2/3/4G ROUTER PRE-CONFIGURED FOR CONNECTION TO THE LOCAL SERVER (TECHNICAL ASSISTANCE EXCLUDED) (SIM DATA, DATA TRAFFIC, VPN SERVICE, IF ANY, EXCLUDED)	208.ROUTER



1.1 AC CHARGING STATIONS
Systems and services



SYSTEMS AND SERVICES

MULTI MANAGEMENT SYSTEM

p. 58

Systems for remote monitoring and management of charging stations





Multi Management System

Scame Multi Management System is the proprietary platform for managing and conveying in a single system informations related to a multi-site charging infrastructure, with more than one Master station and made up of both AC and DC charging stations.

The platform communicates via OCPP protocol and is agnostic to the hardware that is connected to it.

The Scame Multi Management System provides full control of the entire system connected to it and allows for an extensive list of actions and information on individual charging points.

Multi Management System

As the complexity of the system increases, solutions must follow able to simplify the management of the charging infrastructure and facilitate system scalability.

Multi Management System is Scame's proprietary platform which allows you to manage and convey in a single system the information related to a charging infrastructure.

Scame Multi Management System is the ideal solution in those contexts where:

- The system has more than one Master charging station, i.e. PRO versions
- There is a mixed system between recharging stations in alternating current AC and direct current DC
- The system is multi-site, i.e. stations located on different sites of the same organisation
- You want to manage charging stations from different manufacturers*

The Scame Multi Management System is primarily an hardware device that is installed locally.

This release you from subscribing to any subscriptions to third-party E-mobility Service Providers.

The only condition is that the charging stations and the Multi Management System are placed under the same local LAN network, or, if installed in different sites, can be placed in a LAN via VPN. The platform communicates via the OCPP 1.5SOAP or 1.6JSON protocol and is therefore agnostic to the hardware that is connected to it.

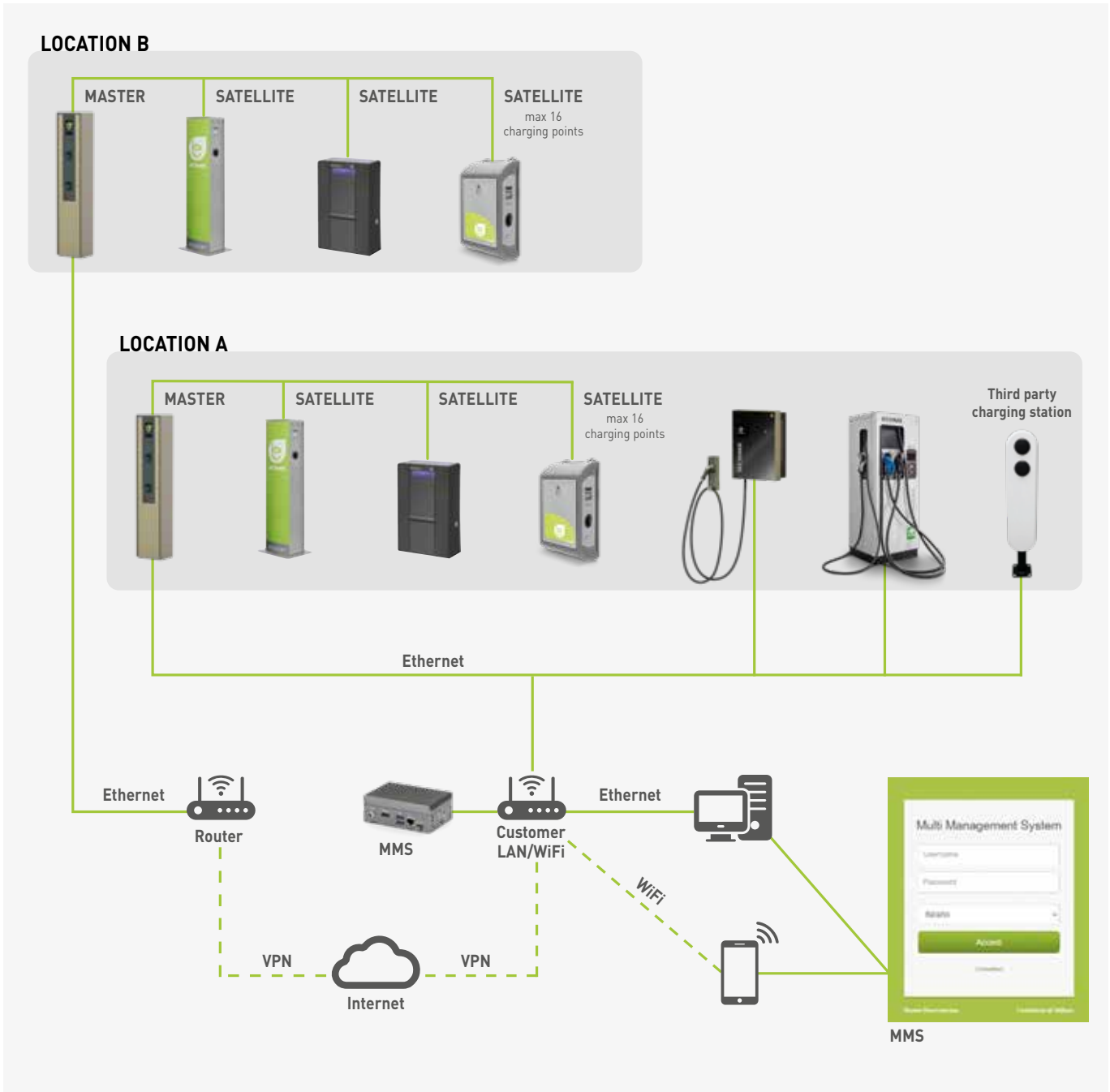
To connect Scame charging stations to the Multi Management System platform will be sufficient to configure, within the Management System of the stations, the OCPP connection parameters.

The Scame Multi Management System, depending on the versions, allows you to manage up to 100 charging points through a single user interface accessible from browser. The Scame Multi Management System provides full control of the entire system connected to it and allows a large list of actions and information on individual charging points. Three levels of access are available, each with different degrees of permits.

Among the main features of the Scame Multi Management System they include:

- Information on the status of the charging points and any error messages
- Start/stop charging sessions
- Real-time data of the charging session
- Monitoring of consumption data
- Events monitoring
- Search/filter/download transaction history
- Soft reset of the charging point - Hard reset of the entire system
- User details and card assignment
- Creation of card list (e.g. employees/customers/guests)
- Restriction of the use of specific charging stations only to authorized card list
- Firmware and software update
- Web server

* the brands of charging stations that communicate in OCPP 1.6JSON and that have successfully carried out an integration test with Scame are compatible.



MULTI MANAGEMENT SYSTEM



Description	Code
MAX 10 MASTER MAX 50 CHARGING STATIONS	208.MM501
MAX 25 MASTER MAX 100 CHARGING STATIONS	208.MM502



ACCESSORIES FOR PARKING AREAS

SIGNAGE AND DELIMITATION

p. 61

Signage and functional elements for parking areas



ACCESSORIES FOR THE CUSTOMIZATION OF THE CHARGING AREAS



Description	Code
JIG MADE OF GALVANISED METAL SHEET FOR HORIZONTAL SIGNAGE 1000X1000 MM	208.AP32



Description	Code
CAN OF SPRAY PAINT FOR HORIZONTAL SIGNAGE, GREEN 500 ML SIZE	208.AP33





Description	Code
ALUMINIUM SIGNAL BOARD 400X600 MM	208.AP34



Description	Code
GALVANIZED STEEL POLE FOR SIGNAL BOARD Ø 60 MM H=3000 MM	208.AP35
IMPACT PROTECTION GUARD Ø 60 MM 1200X500MM	208.AP31





**DC
CHARGING STATIONS**



1.2 DC CHARGING STATIONS
Wall box





WALL BOX

BE-D SERIES

p. 66

Wall box with metal frame for DC charging



1.2 DC CHARGING STATIONS

Wall box



BE-D Series

BE-D is a range of wall boxes for electric vehicles recharging in DC direct current at 25kW, equipped with one or two cables with a CCS2 or CHAdeMO connector, to be positioned on specific surface mounting holders when not in use.

The user interface is guaranteed by a touch screen display.

BE-D charging stations, equipped with Ethernet-WiFi-2/3/4G connectivity, can be managed through Scame Management System or can be connected to an OCPP backend.

Made of halogen-free technopolymer and embellished with a powder-coated aluminium frame, they are characterized by clean and essential lines, signed by Trussardi+Belloni Design, which make them the ideal choice in any context. A specific pedestal in powder-coated steel allows BE-D charging stations floor mounting.

 technical sheet p. 116

Technical information

Main characteristics



01 Rear metal plate to facilitate wall fixing during installation procedure

02 TFT touch screen display activated by a presence sensor to optimize energy consumption in stand-by

03 Connector holders with powder-coated aluminium frame

04 Powder-coated aluminium frame

05 RFID reader for user authentication

06 Connectivity via Ethernet-WiFi-2/3/4G

07 Removable power modules to facilitate the installation procedure

08 Possibility of graphic customization with client's logo

Graphic customization



Wanting to add an identity trait, the BE-D charging stations can be graphically customized by printing your company logo on a portion of the front panel.

Graphic customization must be requested by specifying the code **209.CU01-D** when ordering and by sending your logo exclusively in vector format.

Strongly convinced that design is a fundamental component of the brand and the product, Scame Parre reserves the right not to accept graphic proposals that are incompatible with the image of the brand and its stations.

Application examples



1.2 DC CHARGING STATIONS

Wall box

Management System

Scame's charging stations can be monitored and managed remotely via the proprietary Management System or they can be connected to an external management platform via the standard OCPP 1.6JSON communication protocol.

SCAME LOCAL MANAGEMENT SYSTEM

Scame charging stations can be monitored and managed remotely through the proprietary Management System. The software does not require subscriptions.

The Scame Management System must be configured in the local network and does not require any installation of additional software as access takes place with credentials via LAN IP address.

The Scame Management System provides full control of the system and allows for an extensive list of actions and information such as:

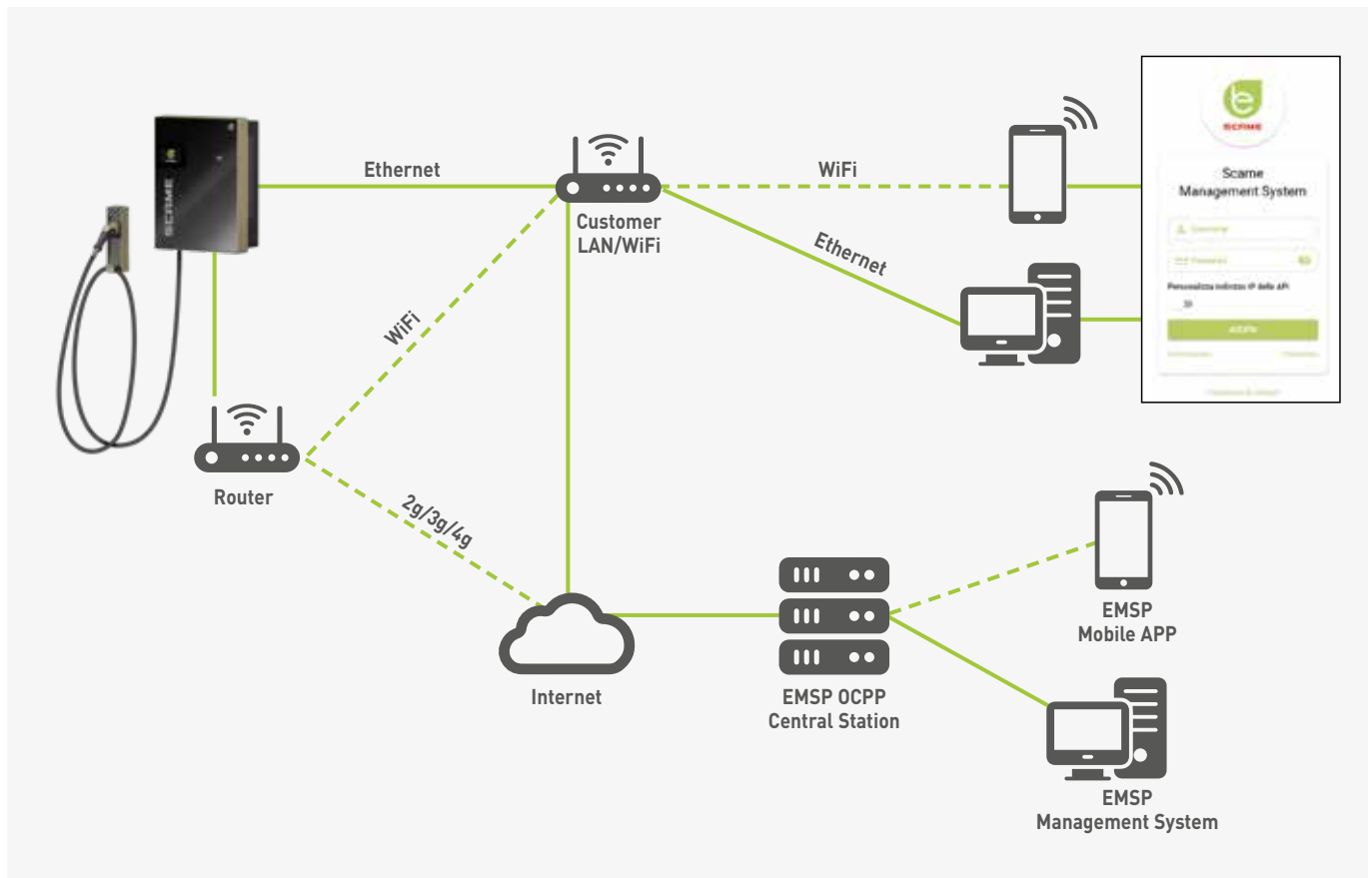
- Management of access modes to the charging point (with or without authorization)
- Management of the list of authorized users and any limitations (time or number of accesses)
- Information on the status of the charging points and any error messages
- Start/stop of the charging sessions
- Real-time data of the charging session
- Monitoring of consumption data

- Search/filter/download transaction history
- Limitation of the current available at the recharging point
- Soft reset of the charging point - Hard reset of the entire system
- Firmware and software update
- Web app
- Configuration of links to external platforms via OCPP 1.6JSON

OCPP EXTERNAL MANAGEMENT SYSTEM



Through the Scame Management System it is possible to decide to connect the Master station, with its possible Satellites, to an external management platform via the standard OCPP 1.6JSON communication protocol.

The charging stations connected to an external supervisor will be able to take advantage of the services provided by the platform such as, for example, the billing and station booking operations. Connection to an external platform may require the prior signing of a contract with the same and therefore subscription fees may apply. Scame guarantees compatibility between its charging stations and external management platforms that have been subjected to an OCPP 1.6JSON compatibility test. The list of approved supervisors is available upon request: contact your Scame contact person for more information.



BE-D SERIES



Rated power	Connectors	Features	Code
25kW	 CCS2	 CHAdeMO	
	1		MANAGEMENT SYSTEM 206.D91-E10
		1	MANAGEMENT SYSTEM 206.D91-E11
	1	1	MANAGEMENT SYSTEM 206.D91-E12

User access mode to stations: without authentication, with local authentication via user card RIFD or with remote authentication via OCPP Central Station.

CABLE LENGTH:
4,5m

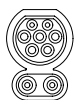
ACCESSORIES



Description	Code
PEDESTAL DIRECT FIXING	208.AP60
PEDESTAL BRACKETS FIXING	208.AP61
FILTER CLOTHS KIT FOR BE-D	208.AP64

SERVICES

Description	Code
COMMISSIONING (COMPULSORY)	209.ST02



CCS2
standard



CHAdeMO
standard





STATIONS

BE-M SERIES

p. 72

Stations in painted sheet steel for fast DC charging





BE-M Series


BE-M is a range of charging stations for the fast charging of electric vehicles in DC direct current up to 150kW.

Made of sturdy painted steel sheet, they are equipped, depending on the version, with two cables with CCS2 and/or CHAdeMO connectors and a cable with Type 2 connector for AC alternating current charging.

A version with a single CCS2 connector and a nominal power of 60kW is also available.


The user interface is guaranteed by a display with integrated ambient light sensor.

BE-M charging stations, equipped with Ethernet-WiFi-2/3/4G connectivity, can be connected to an OCPP backend.

 technical sheet p. 118

Technical information

Main characteristics



01 Removable metal hooks for lifting the station facilitating its handling

02 Structure in painted steel sheet

03 Connectivity via Ethernet-WiFi-2/3/4G

04 Charging status LED

05 TFT display with integrated ambient light sensor

06 RFID reader for user authentication

07 Emergency push button

08 Possibility of a Type 2 connector for AC charging in addition to the one or two connectors for DC fast charging

09 Base designed for inserting the forklift forks to facilitate the handling of the station

10 Possibility of graphic customization of the housing according to client's brand (on demand)

Graphic customization



Wanting to add an identity trait, the BE-M charging stations can be graphically customized according to customer's brand.

Graphic customization must be requested by specifying the code **209.CU01-M** when ordering and by sending your logo exclusively in vector format.

Strongly convinced that design is a fundamental component of the brand and the product, Scame Parre reserves the right not to accept graphic proposals that are incompatible with the image of the brand and its stations.

Application examples






1.2 DC CHARGING STATIONS

Stations

BE-M SERIES



Cable length: 3m

Rated power	Connectors			DC simultaneous charge ¹⁾	Model	Code
						
	CCS2	CHAdeMO	Typo 2			
60kW	1				BE-M 60H-C	206.M91-F100
	1	1			BE-M 60H-CJ	206.M91-F120
	1	1		•	BE-M 60H-CJ-D	206.M91-F150
	1	1	1		BE-M 60H-CJA	206.M91-F12V
	1	1	1	•	BE-M 60H-CJA-D	206.M91-F15V
	2				•	BE-M 60H-CC-D
90kW	2		1	•	BE-M 60H-CCA-D	206.M91-F16V
	1	1		•	BE-M 90H-CJ-D	206.M91-G150
	1	1	1		BE-M 90H-CJA	206.M91-G12V
	1	1	1	•	BE-M 90H-CJA-D	206.M91-G15V
	2			•	BE-M 90H-CC-D	206.M91-G160
	2		1	•	BE-M 90H-CCA-D	206.M91-G16V
120kW	1	1		•	BE-M 120H-CJ-D	206.M91-H150
	1	1	1		BE-M 120H-CJA	206.M91-H12V
	1	1	1	•	BE-M 120H-CJA-D	206.M91-H15V
	2			•	BE-M 120H-CC-D	206.M91-H160
	2		1	•	BE-M 120H-CCA-D	206.M91-H16V
	1	1		•	BE-M 150H-CJ-D	206.M91-I150
150kW	1	1	1		BE-M 150H-CJA	206.M91-I12V
	1	1	1	•	BE-M 150H-CJA-D	206.M91-I15V
	2			•	BE-M 150H-CC-D	206.M91-I160
	2		1	•	BE-M 150H-CCA-D	206.M91-I16V

¹⁾ AC/DC simultaneous charge always supported



CCS2 standard

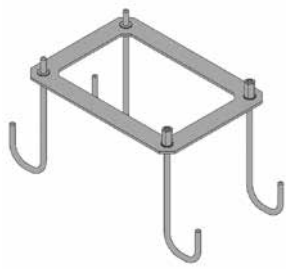


CHAdeMO standard



Type 2 standard

■ ACCESSORIES



Description	Code
ANCHOR PLATE KIT	208.AP84

■ SERVICES

Description	Code
COMMISSIONING (COMPULSORY)	209.ST03



1.2 DC CHARGING STATIONS

Systems and services



SYSTEMS AND SERVICES

MULTI MANAGEMENT SYSTEM

p. 78

Systems for remote monitoring and management of charging stations





Multi Management System

Scame Multi Management System is the proprietary platform for managing and conveying in a single system informations related to a multi-site charging infrastructure, with more than one Master station and made up of both AC and DC charging stations.

The platform communicates via OCPP protocol and is agnostic to the hardware that is connected to it.

The Scame Multi Management System provides full control of the entire system connected to it and allows for an extensive list of actions and information on individual charging points.

Multi Management System

As the complexity of the system increases, solutions must follow able to simplify the management of the charging infrastructure and facilitate system scalability.

Multi Management System is Scame's proprietary platform which allows you to manage and convey in a single system the information related to a charging infrastructure.

Scame Multi Management System is the ideal solution in those contexts where:

- The system has more than one Master charging station, i.e. PRO versions
- There is a mixed system between recharging stations in alternating current AC and direct current DC
- The system is multi-site, i.e. stations located on different sites of the same organisation
- You want to manage charging stations from different manufacturers*

The Scame Multi Management System is primarily an hardware device that is installed locally.

This release you from subscribing to any subscriptions to third-party E-mobility Service Providers.

The only condition is that the charging stations and the Multi Management System are placed under the same local LAN network, or, if installed in different sites, can be placed in a LAN via VPN. The platform communicates via the OCPP 1.5SOAP or 1.6JSON protocol and is therefore agnostic to the hardware that is connected to it.

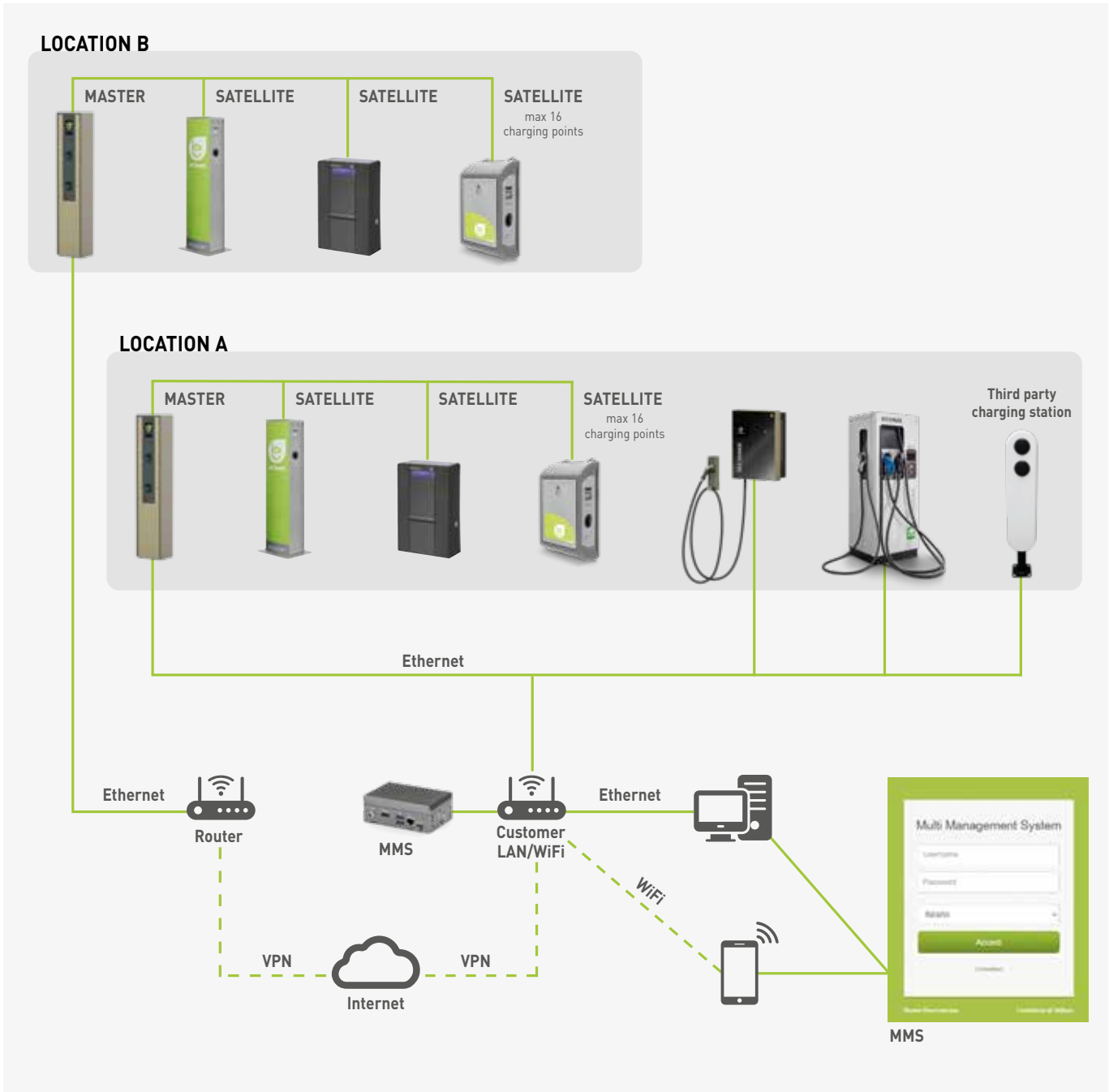
To connect Scame charging stations to the Multi Management System platform will be sufficient to configure, within the Management System of the stations, the OCPP connection parameters.

The Scame Multi Management System, depending on the versions, allows you to manage up to 100 charging points through a single user interface accessible from browser. The Scame Multi Management System provides full control of the entire system connected to it and allows a large list of actions and information on individual charging points. Three levels of access are available, each with different degrees of permits.

Among the main features of the Scame Multi Management System they include:

- Information on the status of the charging points and any error messages
- Start/stop charging sessions
- Real-time data of the charging session
- Monitoring of consumption data
- Events monitoring
- Search/filter/download transaction history
- Soft reset of the charging point - Hard reset of the entire system
- User details and card assignment
- Creation of card list (e.g. employees/customers/guests)
- Restriction of the use of specific charging stations only to authorized card list
- Firmware and software update
- Web server

* the brands of charging stations that communicate in OCPP 1.6JSON and that have successfully carried out an integration test with Scame are compatible.



MULTI MANAGEMENT SYSTEM



Description	Code
MAX 10 MASTER MAX 50 CHARGING STATIONS	208.MM501
MAX 25 MASTER MAX 100 CHARGING STATIONS	208.MM502



ACCESSORIES FOR PARKING AREAS

SIGNAGE AND DELIMITATION

p. 81

Signage and functional elements for parking areas



ACCESSORIES FOR PARKING AREAS

ACCESSORIES FOR THE CUSTOMIZATION OF THE CHARGING AREAS



Description	Code
JIG MADE OF GALVANISED METAL SHEET FOR HORIZONTAL SIGNAGE 1000X1000 MM	208.AP32



Description	Code
CAN OF SPRAY PAINT FOR HORIZONTAL SIGNAGE, GREEN 500 ML SIZE	208.AP33



Description	Code
ALUMINIUM SIGNAL BOARD 400X600 MM	208.AP34



Description	Code
GALVANIZED STEEL POLE FOR SIGNAL BOARD Ø 60 MM H=3000 MM	208.AP35
IMPACT PROTECTION GUARD Ø 60 MM 1200X500MM	208.AP31





E-BIKE CHARGING STATIONS

Versions

SOLO For standalone applications with free access	BUSINESS For standalone or multi-station applications (Satellite)	PRO For multi-station applications (Master)
<p>A "plug&play" charging experience. Authentication free charging sessions are run in total safety.</p>	<p>In addition to the possibility of operating in a standalone way, either with or without access restriction, a BUSINESS charging station can operate as a Satellite of a Master station.</p> <p>A Master station defines the rules that regulate the access to the group of stations. That is done via Scame's Management System or an OCPP backend to which the Master is connected to.</p>	<p>PRO charging stations are designed to operate as Masters in a Master/Satellite system architecture.</p> <p>Access to a charging session can be restricted, or not, according to the rules defined in the Scame Management System or by the OCPP platform to which the Master station is connected to.</p>
OPERATING MODE		
- FREE	- FREE - PERSONAL - WEB/NET (Satellite)	- WEB/NET (Master)
FUNCTIONALITIES		
	- Dynamic Power Management** - Management System - Satellite - Load Balancing - Satellite	- Dynamic Power Management** - Management System - Master - Load Balancing - Master - Management of up to 16 charging points - OCPP 1.6JSON

* In the models in which it is foreseen

** Accessory for supported models

Operating modes

Scame's AC charging stations are designed for different operating modes, functional to the type of installation, application and use for which they are intended.

The stations intended for standalone installation without the need to be included in a network architecture are available in the following operating modes:



FREE

FREE mode charging stations are the ideal choice for installation in environments that do not require controlled access as use is limited to a few people, usually vehicle owners, or in places where access is already regulated from other systems.

Charging stations in FREE mode cannot be inserted in a Master/Satellite architecture.

Access to charging: Without authentication.



PERSONAL

PERSONAL mode charging stations are suitable for installation in all places requiring controlled access as use is not limited exclusively to vehicle owners, but extends to a greater number of users, or in cases where access to charging stations should be monitored and regulated.

Charging stations in PERSONAL mode cannot be inserted in a Master/Satellite architecture.

Access to charging: With local authentication via app or RFID.

The stations intended to be inserted in a network architecture, managed via Scame Management System or via an external E-Mobility Service Provider (EMSP) via OCPP protocol, are available only in the following operating mode:



WEB/NET

WEB/NET mode charging stations are the definitive solution in all those cases in which the system must be monitored and managed remotely.

WEB/NET mode charging stations are distinguished between Master and Satellite. The Master stations have incorporated the Scame Management System.

The Satellite stations are controlled by the Master, access to recharging can be with or without authorization according to the rules defined by the network manager in the Scame Management System or in the OCPP platform.

A Master/Satellite architecture can include up to 16 charging points.

Access to charging: With or without authorization based on the rules defined on the Scame Management System or on the OCPP platform.



Management System

Scame's charging stations can be monitored and managed remotely via the proprietary Management System or they can be connected to an external management platform via the standard OCPP 1.6JSON communication protocol.

SCAME LOCAL MANAGEMENT SYSTEM

Scame charging stations can be monitored and managed remotely through the proprietary Management System.

The software does not require subscriptions and manages from 1 to 16 charging points when organized in a Master/Satellite system architecture.

The Scame Management System must be configured in the local network and does not require any installation of additional software as access takes place with credentials via LAN IP address.

The Scame Management System provides full control of the system and allows for an extensive list of actions and information such as:

- Management of access modes to the charging point (with or without authorization)
- Management of the list of authorized users and any limitations (time or number of accesses)
- Information on the status of the charging points and any error messages
- Start/stop/pause/resume charging sessions
- Real-time data of the charging session
- Monitoring of consumption data

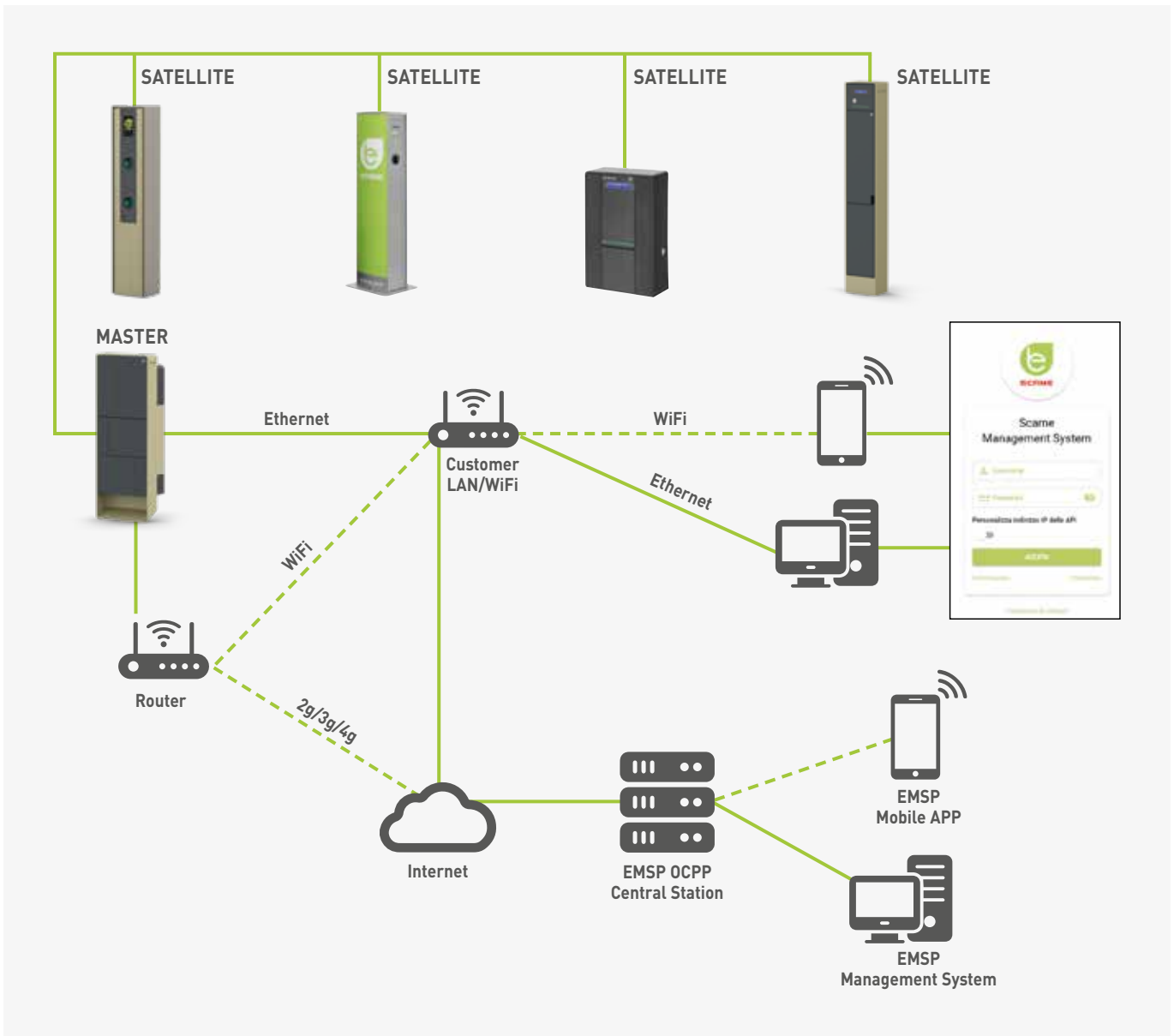
- Search/filter/download transaction history
- Limitation of the current available at the recharging point
- Load Balancing
- Soft reset of the charging point - Hard reset of the entire system
- Firmware and software update
- Web server
- Configuration of links to external platforms via OCPP 1.6JSON

OCPP EXTERNAL MANAGEMENT SYSTEM

Through the Scame Management System it is possible to decide to connect the Master station, with its possible Satellites, to an external management platform via the standard OCPP 1.6JSON communication protocol.

The charging stations connected to an external supervisor will be able to take advantage of the services provided by the platform such as, for example, the billing and station booking operations. Connection to an external platform may require the prior signing of a contract with the same and therefore subscription fees may apply.

Scame guarantees compatibility between its charging stations and external management platforms that have been subjected to an OCPP 1.6JSON compatibility test. The list of approved supervisors is available upon request: contact your Scame contact person for more information.



1.3 E-BIKE CHARGING STATIONS

Pillars





PILLARS

BE-K SERIES

p. 90

Pillars in powder-coated aluminum with integrated battery compartment






BE-K Series

BE-K is a range of e-bike charging stations equipped with domestic standard socket outlets frontally positioned

The sockets compartment protected by a door with key lock or electromagnetic lock with release via RFID, is functional to house the battery charger and, in the specific versions, also the bicycle battery during the charging phase.

Available with free or controlled access, BE-K Series charging stations can, depending on the versions, also be managed via Scame Management System or be connected to an OCPP backend.

Made of powder coated-aluminium are characterized by their sturdiness as well as by the clean and essential lines by Trussardi+Belloni Design.

 technical sheet p. 120

Technical information

Main characteristics

PERSONAL and WEB/NET mode



- 01** LCD display
- 02** Charging status LED indicator
- 03** Domestic standard socket outlets
- 04** Internal base in stainless steel to prevent condensation from contact with the ground
- 05** Powder-coated aluminium structure
- 06** Possibility of graphic customization with the client's logo (on demand)
- 07** Sockets compartment equipped with magnetic lock (key lock only for SOLO versions)
- 08** Double bike holder available as an accessory

Graphic customization



The BE-K charging station can be graphically customized by printing the client's logo on the front sockets compartment door and on the rear panel.

To order the personalized product, simply add to the order the code **209.CU01-K** for the personalization of the front door only or **209.CU02-K** for the personalization of the front door and the rear panel, at the same time attaching a file in vector format containing the data necessary for the graphic creation.

N.B. Scame reserves the right not to accept graphic proposals that are deemed inappropriate.

Application examples



1.3 E-BIKE CHARGING STATIONS

Pillars

SOLO



Rated power	Socket outlet	Display	Access	Energy Meter	Protections	Dimensions (mm)	Compartment dimensions (mm)	Code
2x3,7Kw	2X PLURISTANDARD P40	-	FREE	-	RCBO	135x135x902	88x119x224	205.KA09-K
						200x135x1202	88x184x565	205.KC09-K

Mode:
FREE

BUSINESS



Rated power	Socket outlet	Display	Access	Energy Meter	Protections	Dimensions (mm)	Compartment dimensions (mm)	Code
2x3,7Kw	2X GERMAN STANDARD	LCD	RFID	STANDARD	RCBO	200x135x1202	88x184x397	205.KB30-K
						200x135x1352	88x184x547	205.KD30-K

Mode:
FREE
PERSONAL
WEB/NET (Satellite)

PRO



Rated power	Socket outlet	Display	Access	Energy Meter	Protections	Dimensions (mm)	Compartment dimensions (mm)	Code
2x3,7Kw	2X GERMAN STANDARD	LCD	RFID	STANDARD	RCBO	200x135x1202	88x184x397	205.KB50-K
						200x135x1352	88x184x547	205.KD50-K

Mode:
WEB/NET (Master)



German standard
2P+E 16A



P40 pluristandard
2P+E 16A

■ ACCESSORIES



PILLARS
BE-K SERIES



Description	Code
DOUBLE BIKE HOLDER	208.AP82
ANCHOR PLATE KIT	208.AP83



Description	Code
SCAME BRANDED USER CARD	208.CARD
UNBRANDED USER CARD (WHITE)	208.CARD-W
USER CARD PROGRAMMER	208.PROG2



Description	Code
ETH-WIFI-2/3/4G ROUTER PRE-CONFIGURED FOR CONNECTION TO THE LOCAL SERVER (TECHNICAL ASSISTANCE EXCLUDED) (SIM DATA, DATA TRAFFIC, VPN SERVICE, IF ANY, EXCLUDED)	208.ROUTER



DISTRIBUTION BOARDS

UB[E-BIKE] SERIES

p. 96

Charging stations in thermoplastic material with front charging points





UB[E-BIKE] Series

UB[E-BIKE] is a range of surface mounting e-bike charging stations equipped with domestic standard socket outlets IP66 with plug inserted or domestic standard socket outlet with electrical or mechanical interlock.

Available with free or controlled access, UB[E-BIKE] stations can, depending on the versions, also be managed via the Scame Management System or be connected to an OCPP backend.

made of thermoplastic material and characterized by high resistance to UV rays and an high degree of protection from dust and water.

Specific supports allow them to be installed on the ground.

 technical sheet p. 122

Technical information

Main characteristics



- 01** Terminal block housing possibility
- 02** Window equipped with triangular key (Yale key on request)
- 03** Enclosure in halogen-free thermoplastic material
- 04** Versions available with domestic socket outlets IP66 with plug inserted, IP54 with electric interlock or IP66 with plug inserted and mechanical interlock
- 05** Blank sides with drilling point marks
- 06** Spacious enclosure to increase dissipating power and cabling space
- 07** Availability of specific supports for wall or ground installation

■ SOLO - DISTRIBUTION ASSEMBLIES WITH IP56 OMNIPLUS INTERLOCKED SOCKET OUTLETS



Rated power	Socket outlet	Access	Protections	Padlockable	Code
1x3,7 kW	1x GERMAN	FREE	RCBO	YES	204.UB11M-UN
	1x SWISS T23	FREE	RCBO	YES	204.UB11M-CH
	1x PLURISTANDARD P40	FREE	RCBO	YES	204.UB11M-P4
2x3,7 kW	2x GERMAN	FREE	RCBO	YES	204.UB21M-UN
	2x SWISS T23	FREE	RCBO	YES	204.UB21M-CH
	2x PLURISTANDARD P40	FREE	RCBO	YES	204.UB21M-P4

Mode:
FREE



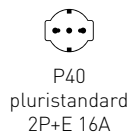
DISTRIBUTION BOARDS
UB[E-BIKE] SERIES

■ SOLO - DISTRIBUTION ASSEMBLIES WITH IP66 DOMOPLUS SOCKET OUTLETS



Rated power	Socket outlet	Access	Protections	Padlockable	Code
4x3,7 kW	4x PLURISTANDARD P40	FREE	RCBO	NO	204.UB41S-EB

Mode:
FREE



Distribution boards

■ BUSINESS - DISTRIBUTION ASSEMBLIES WITH LIBERA ELECTRICAL INTERLOCKED SOCKET OUTLETS



Rated power	Socket outlet	Access	Energy meter	Protections	Code
1x3,7 kW	1x GERMAN	RFID	STANDARD	RCBO	204.UB11B-EB
2x3,7 kW	2x GERMAN	RFID	STANDARD	RCBO	204.UB21B-EB

Mode:
FREE
PERSONAL
WEB/NET (Satellite)

■ PRO - DISTRIBUTION ASSEMBLIES WITH LIBERA ELECTRICAL INTERLOCKED SOCKET OUTLETS



Rated power	Socket outlet	Access	Energy meter	Connectivity	Protections	Code
1x3,7 kW	1x GERMAN	RFID	STANDARD	ETHERNET	RCBO	204.UB11B-EBA
2x3,7 kW	2x GERMAN	RFID	STANDARD	ETHERNET	RCBO	204.UB21B-EBA

Mode:
WEB/NET (Master)



German
 standard
 2P+T 16A

ACCESSORIES>>POLE INSTALLATION



Description	Code
METAL POLE MADE OF GALVANISED STEEL Ø 80 MM H=1250 MM	654.0650
PLATE WITH PROTECTION ROOF FOR DISTRIBUTION ASSEMBLIES WITH LIBERA ELECTRICAL INTERLOCKED SOCKET OUTLET	654.0654
PLATE WITH PROTECTION ROOF FOR DISTRIBUTION ASSEMBLIES WITH DOMOPLUS SOCKET OUTLET	654.0662
PLATE WITH PROTECTION ROOF FOR DISTRIBUTION ASSEMBLIES WITH 1 OMNIAPLUS SOCKET OUTLET	654.0661
PLATE WITH PROTECTION ROOF FOR DISTRIBUTION ASSEMBLIES WITH 2 OMNIAPLUS SOCKET OUTLETS	654.0653

ACCESSORIES



Description	Code
SCAME BRANDED USER CARD	208.CARD
UNBRANDED USER CARD (WHITE)	208.CARD-W
USER CARD PROGRAMMER	208.PROG2



Description	Code
ETH-WIFI-2/3/4G ROUTER PRE-CONFIGURED FOR CONNECTION TO THE LOCAL SERVER (TECHNICAL ASSISTANCE EXCLUDED) (SIM DATA, DATA TRAFFIC, VPN SERVICE, IF ANY, EXCLUDED)	208.ROUTER







CHARGING CABLES

1.4 CHARGING CABLES
Complete cables



CHARGING CABLES

LIBERA[CS] SERIES

p. 104

Cables for AC charging of electric vehicles





LIBERA[CS] Series

LIBERA[CS] is a range of charging cables for electric vehicles recharging in AC alternating current up to 22kW, equipped with plugs and connectors in different standards.

Available with linear or spiral cable, they are characterized by the highly ergonomic handle of the connectors, customizable by laser etching, emphasized by the rubber inserts which ensure an always secure grips.

The efficiency of the connections over time is guaranteed by the silver contacts.

technical sheet p. 124

Technical information

Main characteristics



The logo is created using an exclusive laser technology. This technology allows to customize the logo on the connector even for minimum batches. It is also possible to customize the color of the handle. For more information contact your SCAME contact person.



- 01** Expanded polyurethane cable 5 or 7.5m long or spiral cable of 4m maximum length
- 02** Crimped terminals
- 03** Rubber protective cover
- 04** Silver plated contacts to ensure high electrical performances
- 05** Silver plated pins to ensure high electrical performances
- 06** Contact carrier in high impact and high temperature resistant thermoplastic material
- 07** Epoxy resin internal filling for the highest safety
- 08** Rubber inserts to ensure the best grip
- 09** Handle in high impact resistance thermoplastic material
- 10** Possibility of graphic customization with client's logo (on demand)

LINEAR CHARGING CABLES



Rated power	Charging station side	Electric vehicle side	Cable characteristics	Cable length	Code			
3,7 kW			3 x 2,5 mm ² + 1 x 0,5 mm ²	5m	201.CS2111-5			
				7,5m	201.CS2111-8			
			3 x 2,5 mm ² + 1 x 0,5 mm ²	5m	201.CS2121-5			
				7,5m	201.CS2121-8			
				5m	201.CSA111-5			
				7,5m	201.CSA111-8			
7,4 kW			3 x 6 mm ² + 1 x 0,5 mm ²	5m	201.CSA121-5			
				7,5m	201.CSA121-8			
			3 x 2,5 mm ² + 1 x 0,5 mm ²	5m	201.CSA1A1-5			
				7,5m	201.CSA1A1-8			
						3 x 6 mm ² + 1 x 0,5 mm ²	5m	201.CS2313-5
							7,5m	201.CS2313-8
11 kW			5 x 2,5 mm ² + 1 x 0,5 mm ²	5m	201.CS2323-5			
				7,5m	201.CS2323-8			
22 kW			5 x 2,5 mm ² + 1 x 0,5 mm ²	5m	201.CS2222-5			
				7,5m	201.CS2222-8			
			5 x 6 mm ² + 1 x 0,5 mm ²	5m	201.CS2424-5			
				7,5m	201.CS2424-8			
		5 x 6 mm ² + 1 x 0,5 mm ²	5m	201.CSC424-5				
			7,5m	201.CSC424-8				

SPIRAL CHARGING CABLE



Rated power	Charging station side	Electric vehicle side	Cable characteristics	Cable length	Code
3,7 kW			3 x 2,5 mm ² + 1 x 0,5 mm ²	4m (maximum length)	201.CS2121-4S
7,4 kW			3 x 6 mm ² + 1 x 0,5 mm ²	4m (maximum length)	201.CS2323-4S
11 kW			5 x 2,5 mm ² + 1 x 0,5 mm ²	4m (maximum length)	201.CS2222-4S
22 kW			5 x 6 mm ² + 1 x 0,5 mm ²	4m (maximum length)	201.CS2424-4S



Type 1



Type 2



Type 3A



Tipo 3C





INFORMATION

INDEX TECHNICAL INFORMATION

AC CHARGING STATIONS

BE-A Series	108
BE-B Series	109
BE-T Series	110
BE-W[2.0] Series	112
CA Series	113
CB Series	114
WD Series	115

DC CHARGING STATIONS

BE-D Series	116
BE-M Series	118

E-BIKE CHARGING STATIONS

BE-K Series	120
UB[E-BIKE] Series	122

CHARGING CABLES

LIBERA[CS] Series	124
-------------------------	-----

AC CHARGING STATIONS



VERSIONS



BUSINESS
- socket outlets



PRO
- socket outlets

STANDARD EQUIPMENT

- Adjustable rated current
- DC Leakage detection
- Save unlock - in case of power outage unlatches the locking mechanism allowing to unplug the charging cable from the socket outlet

USER INTERFACE AND SYSTEM CONTROL

User interface:	LCD
Connectivity:	Ethernet Ethernet/WiFi/2G/3G/4G
User authentication:	Without authentication RFID authentication Central station authorization
Communication protocol:	OCPP 1.6JSON

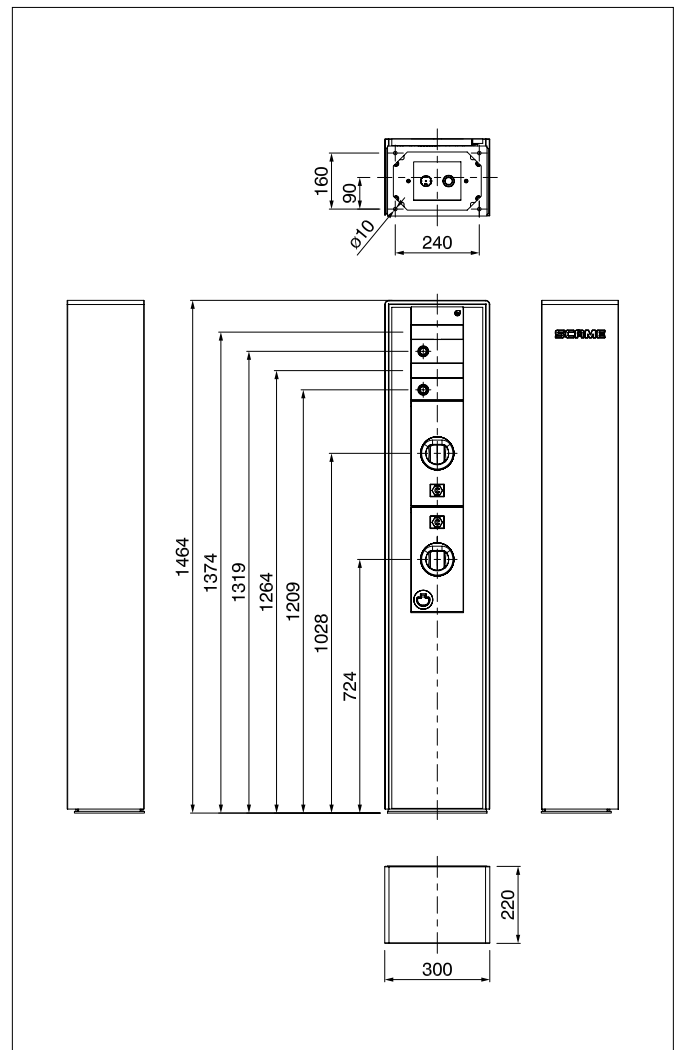
REFERENCE STANDARDS

EN IEC 61851-1

IEC 61439-7

TECHNICAL CHARACTERISTICS

Rated current:	16A-32A-63A
Rated voltage:	230Vac-400Vac
Frequency:	50/60Hz
Protection degree:	IP54
Installation temperature:	-30°C +50°C
Material:	Powder- coated steel
Impact resistance (IK degree):	IK10
Installation:	Floor standing
Saline solution:	Resistant
UV rays:	Resistant



AC CHARGING STATIONS



VERSIONS

BUSINESS

- socket outlets
- tethered

PRO

- socket outlets
- tethered

STANDARD EQUIPMENT

- Adjustable rated current
- DC Leakage detection
- Save unlock - in case of power outage unlatches the locking mechanism allowing to unplug the charging cable from the socket outlet

USER INTERFACE AND SYSTEM CONTROL

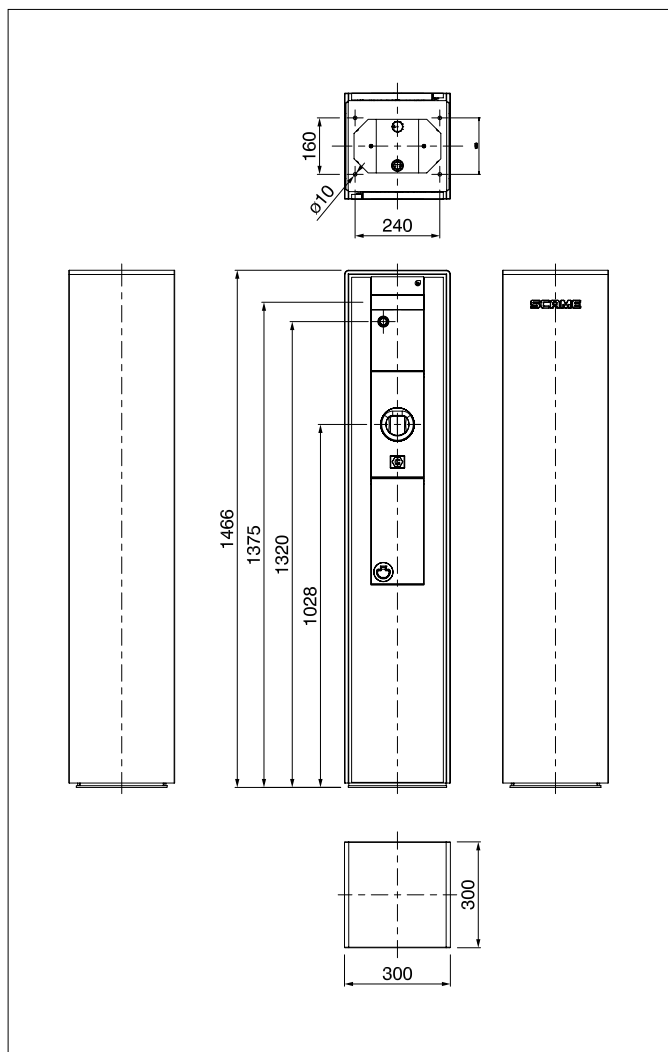
User interface:	LCD
Connectivity:	Ethernet Ethernet/WiFi/2G/3G/4G
User authentication:	Without authentication RFID authentication Central station authorization
Communication protocol:	OCPP 1.6JSON

REFERENCE STANDARDS

EN IEC 61851-1
IEC 61439-7

TECHNICAL CHARACTERISTICS

Rated current:	16A-32A-63A
Rated voltage:	230Vac-400Vac
Frequency:	50/60Hz
Protection degree:	IP54
Installation temperature:	-30°C +50°C
Material:	Powder- coated steel
Impact resistance (IK degree):	IK10
Installation:	Floor standing
Saline solution:	Resistant
UV rays:	Resistant



AC CHARGING STATIONS






■ AC CHARGING STATIONS



■ REFERENCE STANDARDS

EN IEC 61851-1
EN 61439-7

■ VERSIONS

	<p>LITE</p> <ul style="list-style-type: none"> - socket outlet - tethered
	<p>BUSINESS</p> <ul style="list-style-type: none"> - socket outlet - tethered
	<p>PRO</p> <ul style="list-style-type: none"> - socket outlet - tethered

■ TECHNICAL CHARACTERISTICS

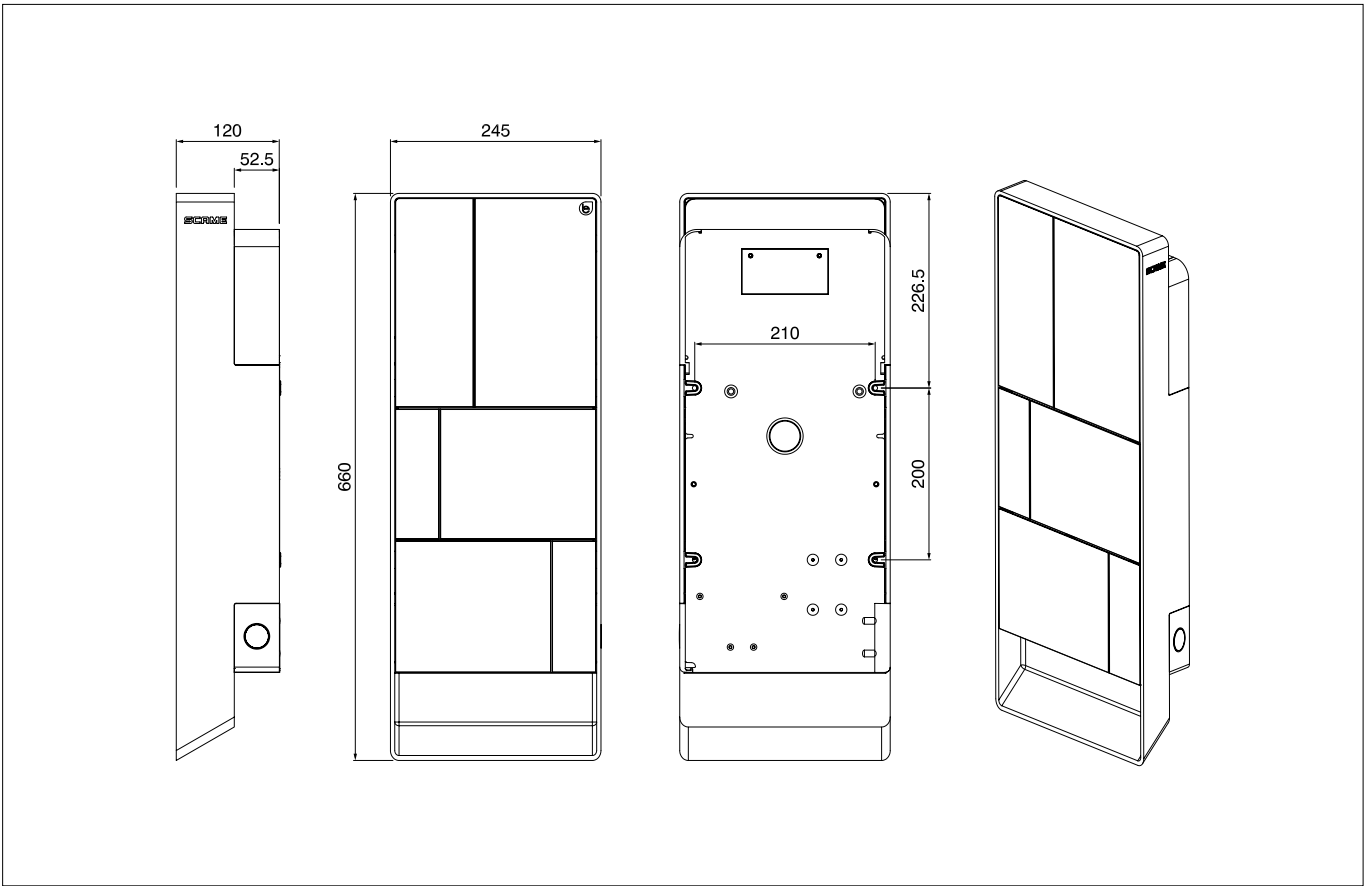
Rated current:	32A
Rated voltage:	230Vac-400Vac
Frequency:	50-60Hz
Protection degree:	IP54
Installation temperature:	-30°C +50°C
Material:	Thermoplastic/Aluminum
Self extinguishing degree (GWT):	650°C
Impact resistance (IK degree):	IK09
Installation:	Surface mounting
Saline solution:	Resistant
UV rays:	Resistant

■ USER INTERFACE AND SYSTEM CONTROL

User interface:	APP LCD
Connectivity:	WiFi Ethernet Ethernet/WiFi/2G/3G/4G
User authentication:	Without authentication APP authentication RFID authentication Central station authorization
Communication protocol:	OCPP 1.6JSON

■ STANDARD EQUIPMENT

- Adjustable rated current
- DC Leakage detection
- Save unlock - in case of power outage unlatches the locking mechanism allowing to unplug the charging cable from the socket outlet
- Remote enable contact



AC CHARGING STATIONS




REFERENCE STANDARDS

EN IEC 61851-1
IEC 61439-7

TECHNICAL CHARACTERISTICS


Rated current:	16A-32A
Rated voltage:	230Vac-400Vac
Frequency:	50/60Hz
Protection degree:	IP55
Installation temperature:	-30°C +50°C
Material:	Thermoplastic
Self extinguishing degree (GWT):	650°C
Impact resistance (IK degree):	IK08
Installation:	Surface mounting
Saline solution:	Resistant
UV rays:	Resistant

VERSIONS




LITE

- socket outlet
- tethered



BUSINESS

- socket outlet
- tethered



PRO

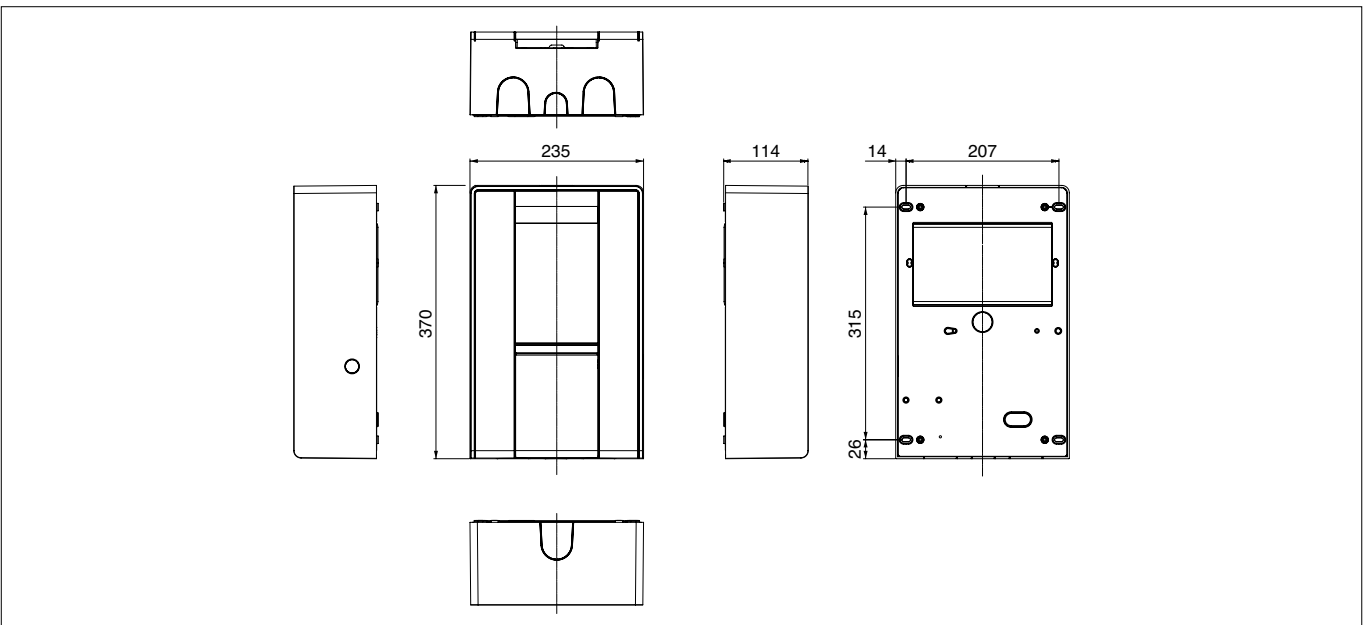
- socket outlet
- tethered

STANDARD EQUIPMENT

- Adjustable rated current
- DC Leakage detection
- Save unlock - in case of power outage unlatches the locking mechanism allowing to unplug the charging cable from the socket outlet
- Remote enable contact

USER INTERFACE AND SYSTEM CONTROL

User interface:	APP LCD
Connectivity:	WiFi Ethernet Ethernet/WiFi/2G/3G/4G
User authentication:	Without authentication APP authentication RFID authentication Central station authorization
Communication protocol:	OCPP 1.6JSON



AC CHARGING STATIONS



VERSIONS

BUSINESS

- socket outlets
- tethered

PRO

- socket outlets
- tethered

STANDARD EQUIPMENT

- Adjustable rated current
- DC Leakage detection
- Save unlock - in case of power outage unlatches the locking mechanism allowing to unplug the charging cable from the socket outlet

USER INTERFACE AND SYSTEM CONTROL

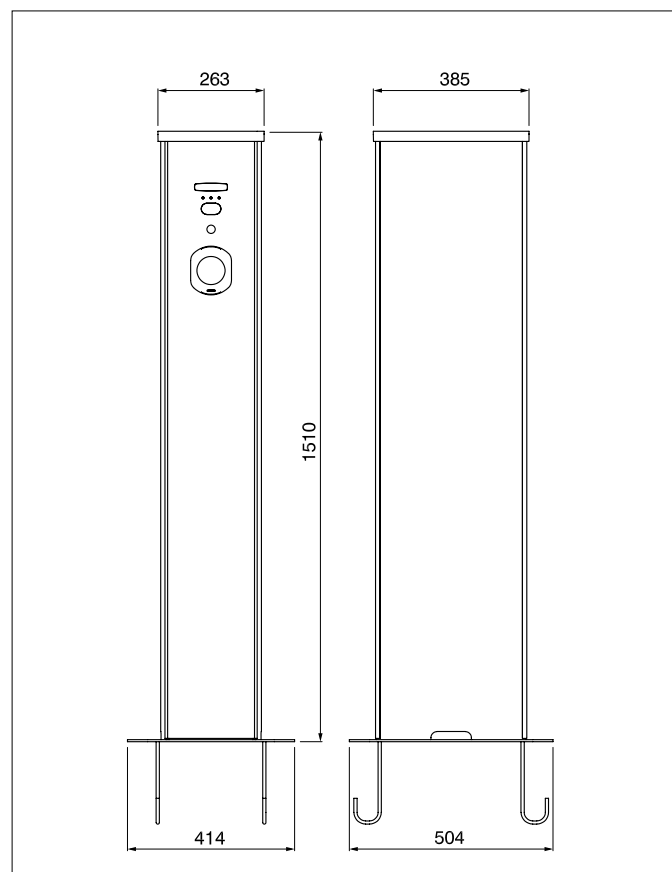
User interface:	LCD
Connectivity:	Ethernet Ethernet/WiFi/2G/3G/4G
User authentication:	Without authentication RFID authentication Central station authorization
Communication protocol:	OCPP 1.6JSON

REFERENCE STANDARDS

EN IEC 61851-1
IEC 61439-7

TECHNICAL CHARACTERISTICS

Rated current:	16A-32A-50A-63A
Rated voltage:	230Vac-400Vac
Frequency:	50/60Hz
Protection degree:	IP54
Installation temperature:	-30°C +50°C
Material:	Steel sheet
Impact resistance (IK degree):	IK10
Installation:	Floor standing
Saline solution:	Resistant
UV rays:	Resistant



AC CHARGING STATIONS



VERSIONS



BUSINESS
- socket outlets



PRO
- socket outlets

STANDARD EQUIPMENT

- Adjustable rated current
- DC Leakage detection
- Save unlock - in case of power outage unlatches the locking mechanism allowing to unplug the charging cable from the socket outlet

USER INTERFACE AND SYSTEM CONTROL

User interface:	LCD
Connectivity:	Ethernet Ethernet/WiFi/2G/3G/4G
User authentication:	Without authentication RFID authentication Central station authorization
Communication protocol:	OCPP 1.6JSON

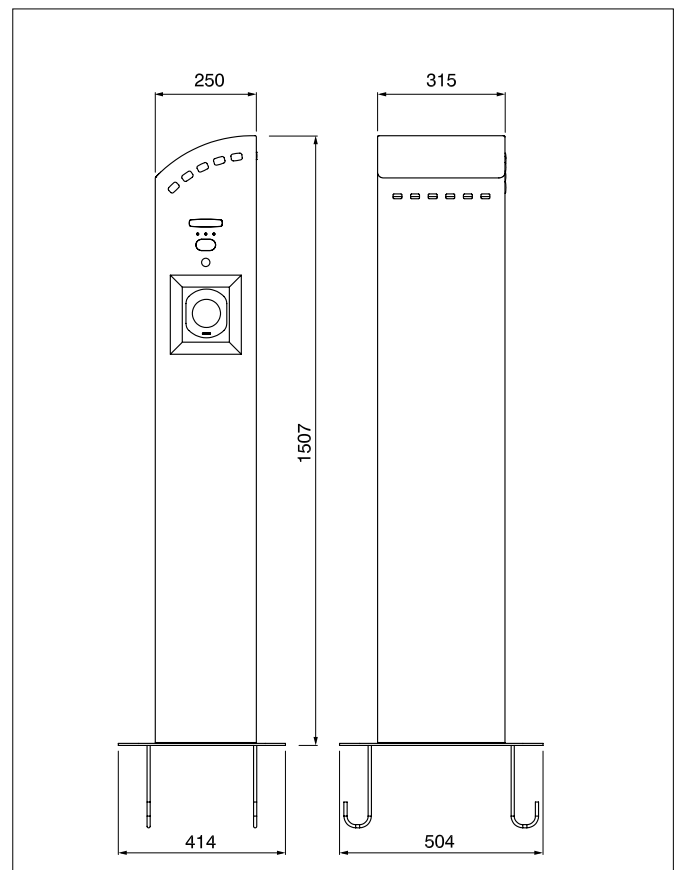
REFERENCE STANDARDS

EN IEC 61851-1

IEC 61439-7

TECHNICAL CHARACTERISTICS

Rated current:	32A-63A
Rated voltage:	400Vac
Frequency:	50/60Hz
Protection degree:	IP54
Installation temperature:	-30°C +50°C
Material:	Stainless steel AISI 316
Impact resistance (IK degree):	IK10
Installation:	Floor standing
Saline solution:	Resistant
UV rays:	Resistant



AC CHARGING STATIONS



VERSIONS

BUSINESS

- socket outlets
- tethered

PRO

- socket outlets
- tethered

STANDARD EQUIPMENT

- Adjustable rated current
- DC Leakage detection
- Save unlock - in case of power outage unlatches the locking mechanism allowing to unplug the charging cable from the socket outlet

USER INTERFACE AND SYSTEM CONTROL

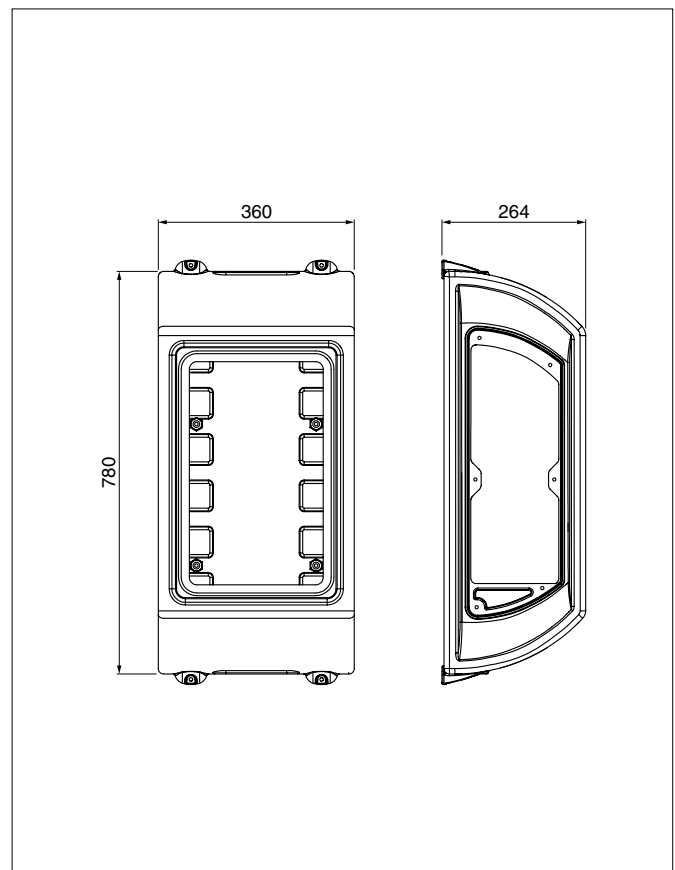
User interface:	LCD
Connectivity:	Ethernet Ethernet/WiFi/2G/3G/4G
User authentication:	Without authentication RFID authentication Central station authorization
Communication protocol:	OCPP 1.6J50N

REFERENCE STANDARDS

EN IEC 61851-1
IEC 61439-7

TECHNICAL CHARACTERISTICS

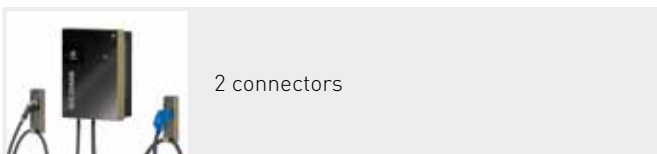
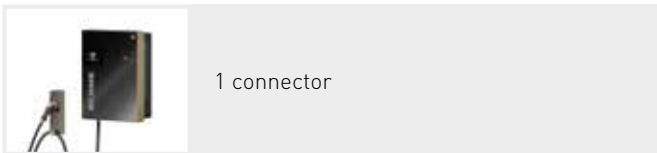
Rated current:	16A-32A-50A-63A
Rated voltage:	230Vac-400Vac
Frequency:	50/60Hz
Insulating voltage:	250V-500V
Protection degree:	IP54
Installation temperature:	-30°C +50°C
Material:	Thermoplastic
Self extinguishing degree (GWT):	650°C
Impact resistance (IK degree):	IK10
Installation:	Surface mounting
Saline solution:	Resistant
UV rays:	Resistant



DC CHARGING STATIONS



VERSIONS



USER INTERFACE AND SYSTEM CONTROL

User interface:	7" TFT touch screen display with adjustable backlight motion and ambient light sensors
Connectivity:	Ethernet Ethernet/WiFi/2G/3G/4G
User authentication:	Without authentication RFID authentication Central station authorization
Communication protocol:	OCPP 1.6JJSON

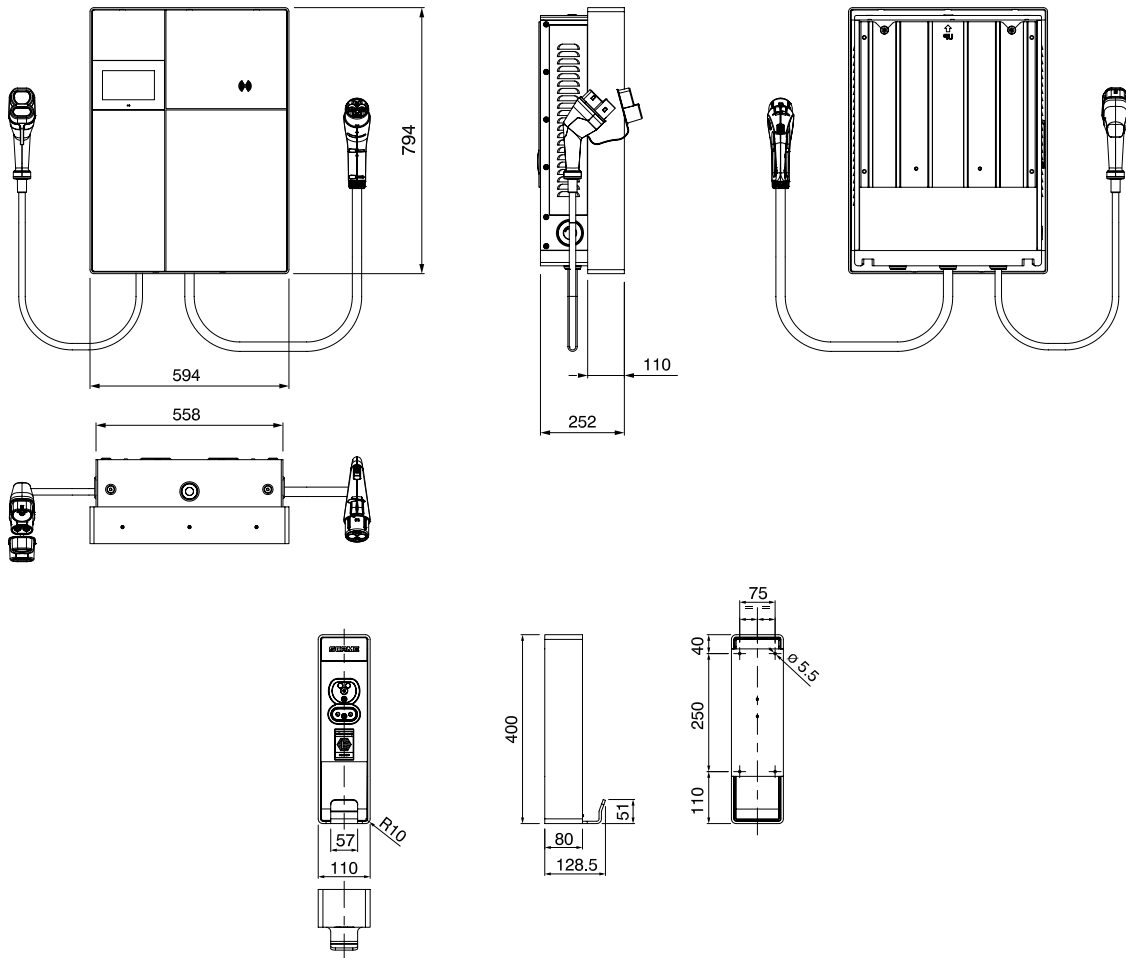
REFERENCE STANDARDS

IEC/EN 61851-1
IEC/EN 61439-7

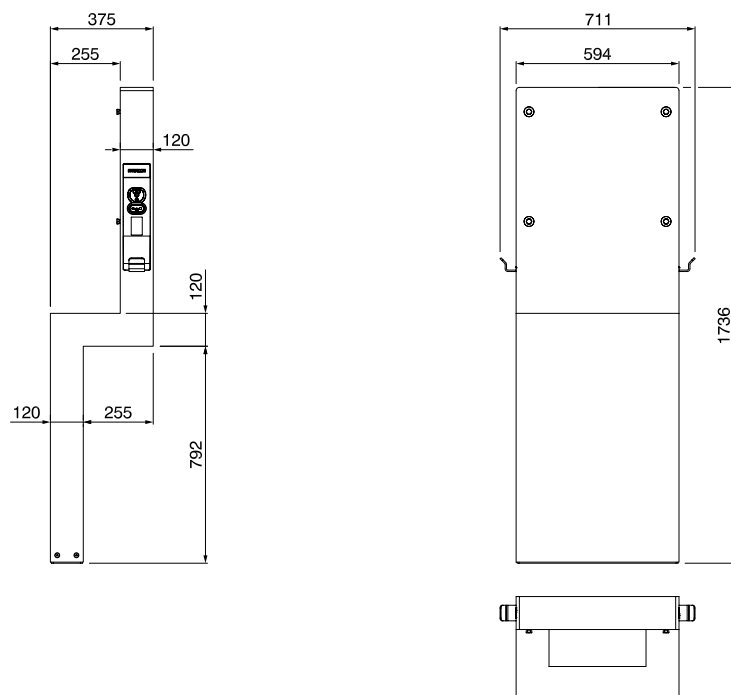
TECHNICAL CHARACTERISTICS

AC input power connection:	3P+N+PE
Supply voltage:	400Vac +/- 10%
AC power supply:	Nominal 27kW 40A - Peak 27kW 40A
Frequency:	50/60Hz
Efficiency:	94% at rated power
Power meter:	Class B MID (Energy meter 3P+N 63A Modbus MID)
Output power:	Peak 25kW - Continuous 25kW
Output voltage:	CCS2 150Vdc - 1000Vdc Chademo 150Vdc - 500Vdc
Output current:	Max 60Adc
Number of DC outputs:	Max 2 connectors
Standards of DC connectors:	CCS2, CHAdeMO
Number of AC outputs:	N/A
Standards of AC connectors:	N/A
Cable length:	4,5m
Number of simultaneous charging sessions:	DC single charging
Protection degree:	IP54
Impact resistance rating (according to IEC 62262):	IK10
Cooling system:	Forced air
Operating ambient temperature:	-30°C +45°C (from 45°C with derating)
Storage temperature:	-30°C +60°C
Operating altitude:	2500m max
Humidity:	5% ÷ 95% non condensating
Acoustic noise:	<55 dB in all directions
Material:	Thermoplastic (Halogen Free) Powder-coated aluminium
Weight:	Approximately 70kg excluding the cables
Installation:	Surface mounting
Pedestal:	Optional
Emergency pushbutton:	Yes

Code 206.D91-E10
206.D91-E11
206.D91-E12



Code 208.AP60
208.AP61



DC FAST CHARGING STATIONS

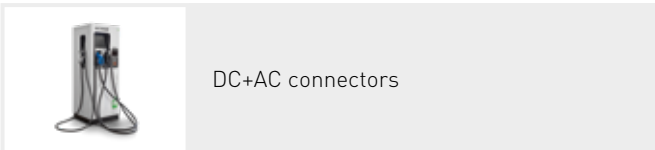
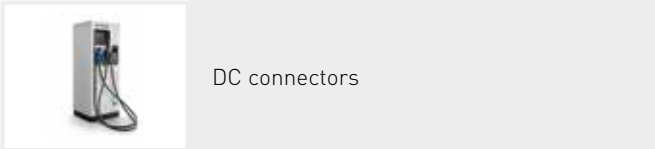


REFERENCE STANDARDS

IEC/EN 61851-1

IEC/EN 61439-7

VERSIONS



USER INTERFACE AND SYSTEM CONTROL

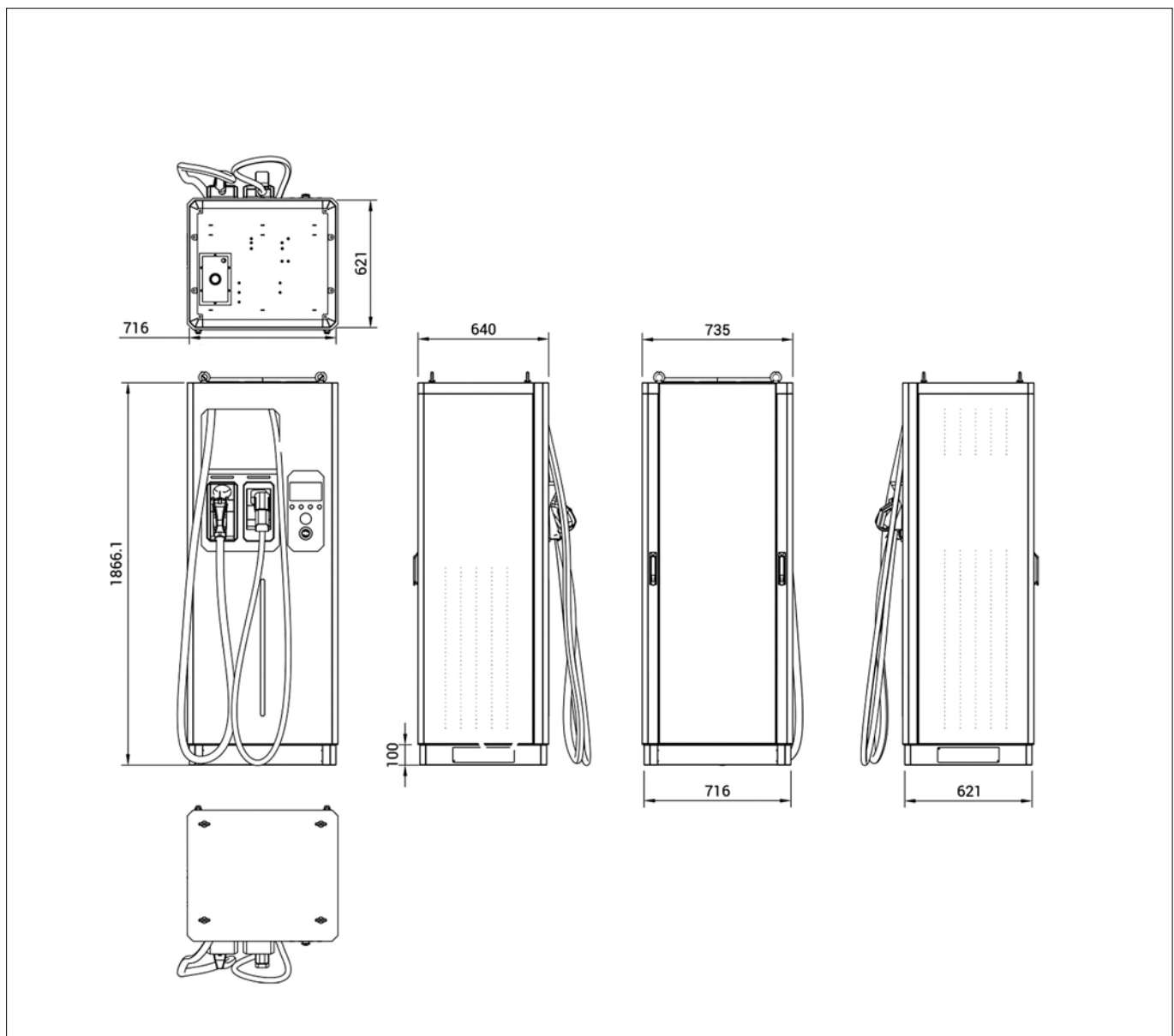
User interface:	7" LCD display, push buttons for commands
Connectivity:	Ethernet Ethernet/WiFi/2G/3G/4G
User authentication:	Without authentication RFID authentication Central station authorization
Communication Protocol:	OCPP 1.6JSON

TECHNICAL CHARACTERISTICS

Number of DC outputs:	Max 2 connectors
Standards of DC connectors:	C: CCS2 J: CHAdeMO
Number of AC outputs:	Max 1 connector
Standards of AC connectors:	A: Type 2
Cable length:	3m (max 7,5m on demand)
Number of simultaneous charging sessions:	DC single charging DC+AC simultaneous charging DC+DC+AC simultaneous charging
Protection degree:	IP54
Impact resistance rating (according to IEC 62262):	IK10
Cooling system:	Forced air
Operating ambient temperature:	-25°C +60°C (from 50°C with derating)
Storage temperature:	-30°C +60°C
Operating altitude:	Max 2000m
Humidity:	5% ÷ 90% non condensating
Material:	Sheet steel
Weight:	330Kg ÷ 440Kg including the cables
Installation:	Floor standing
Emergency pushbutton:	Yes

ELECTRICAL CHARACTERISTICS

Model	BE-M60H	BE-M90H	BE-M120H	BE-M150H
Rated power	60kW	90kW	120kW	150kW
Input power				
Rated voltage	400Vac ± 10%, 3P+N+PE, 50/60Hz			
AC current (DC/DC+AC)	92A/156A	138A/202A	184A/248A	230A/294A
Power (DC/DC+AC)	63kVA/106kVA	95kVA/138kVA	127kVA/170kVA	158kVA/201kVA
Power factor	0,99 at nominal output			
THD	<5%			
Efficiency	96% at rated output power			
Output power				
DC voltage range	150-920Vdc			
DC max current CCS2	150A	200A	200A	200A
DC max current CHAdeMO	125A	125A	125A	125A
DC max power CCS2 at 400V	60kW	80kW	80kW	80kW
Simultaneous charging sessions CCS2+CCS2	30+30kW	60+30kW	60+60kW	90+60kW



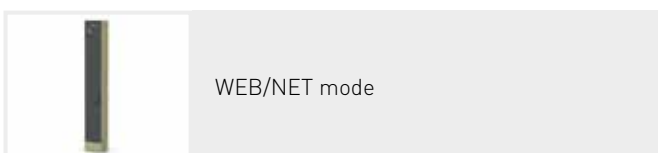
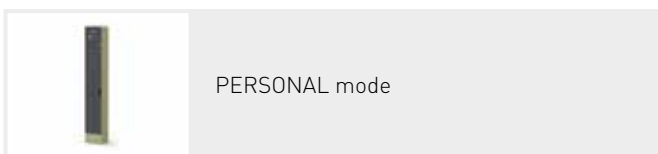
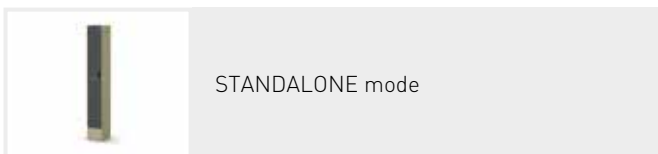
E-BIKE CHARGING STATIONS



REFERENCE STANDARDS

EN 61439-3

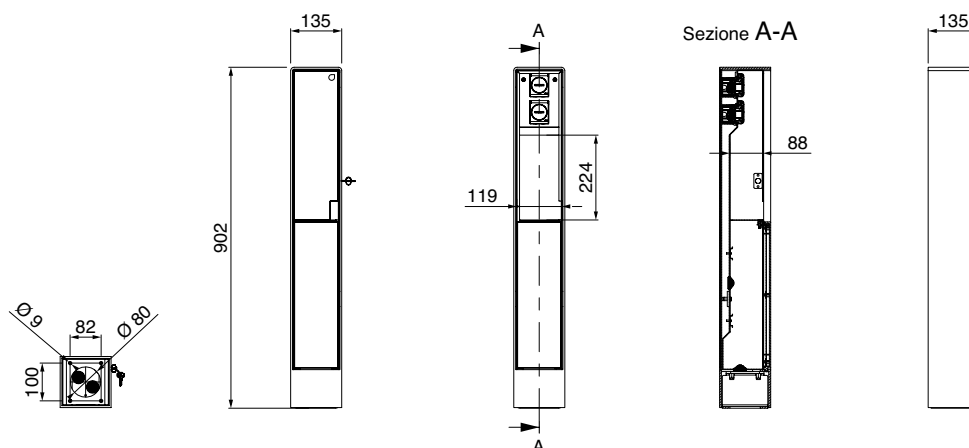
VERSIONS

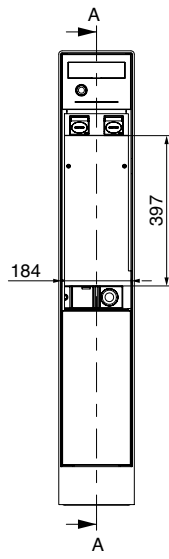
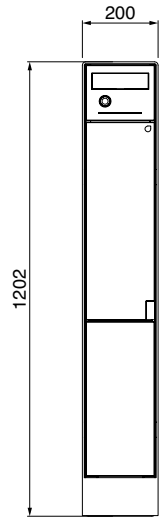
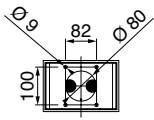


TECHNICAL CHARACTERISTICS

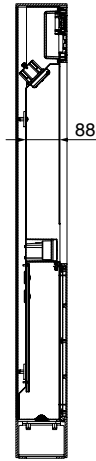
Rated current:	16A
Rated voltage:	230Vac
Frequency:	50/60Hz
Protection degree	IP54
Installation temperature:	-30°C +50°C
Material:	Aluminium
Impact resistance (IK degree):	IK10
Installation:	Floor standing
Salt mist:	Resistant
UV radiation:	Resistant

Code 205.KA09-K






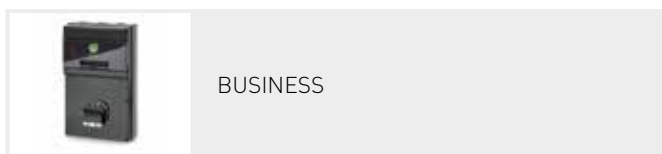
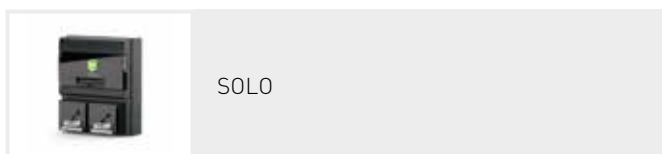
Sezione A-A



E-BIKE CHARGING STATIONS



VERSIONS



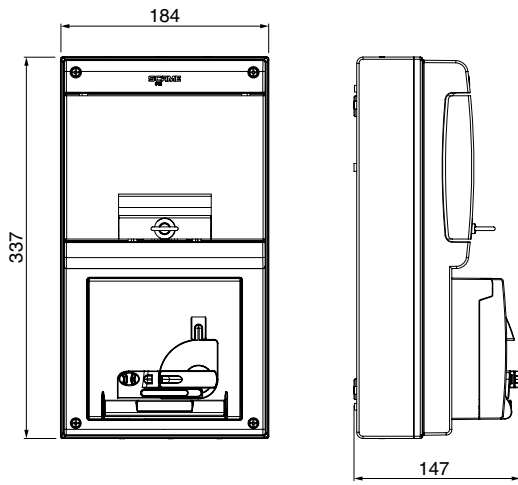
REFERENCE STANDARDS

EN 61439-3

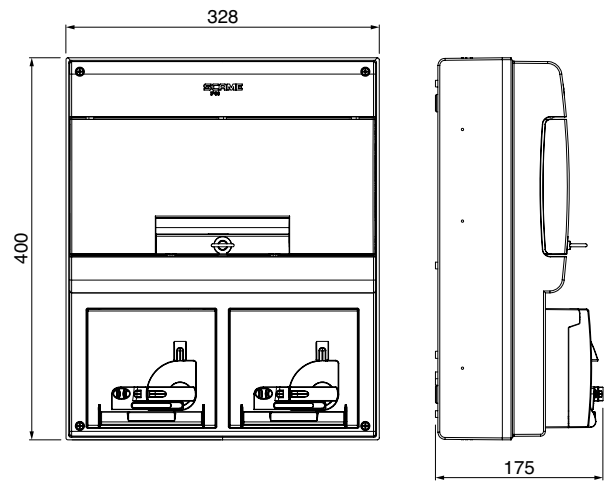
TECHNICAL CHARACTERISTICS

Rated current:	16A-32A
Rated voltage:	230Vac-400Vac
Frequency:	50/60Hz
Protection degree:	IP54 (UB-LIBERA) IP56 (UB-OMNIAPLUS) IP66 (UB-DOMOPLUS)
Installation temperature:	-25°C +40°C
Material:	Thermoplastic
Self extinguishing degree (GWT):	650°C
Impact resistance (IK degree):	IK07 (UB-DOMOPLUS UB-LIBERA) IK08 (UB-OMNIAPLUS)
Installation:	Surface mounting
Saline solution:	Resistant
UV rays:	Resistant

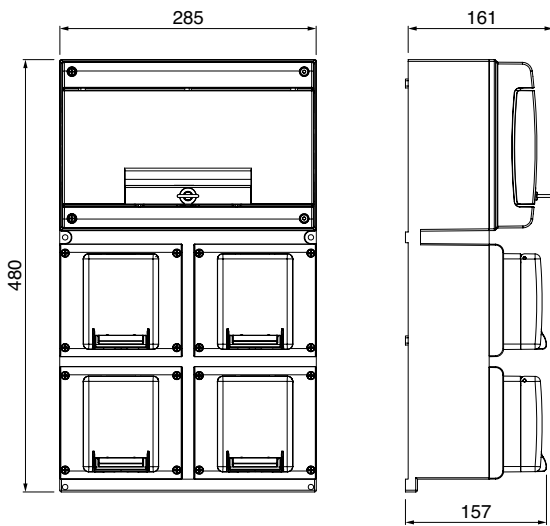
Code 204.UB11M



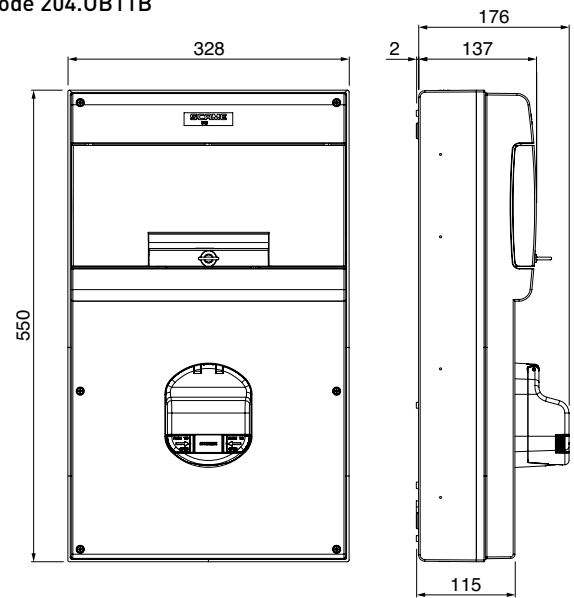
Code 204.UB21M



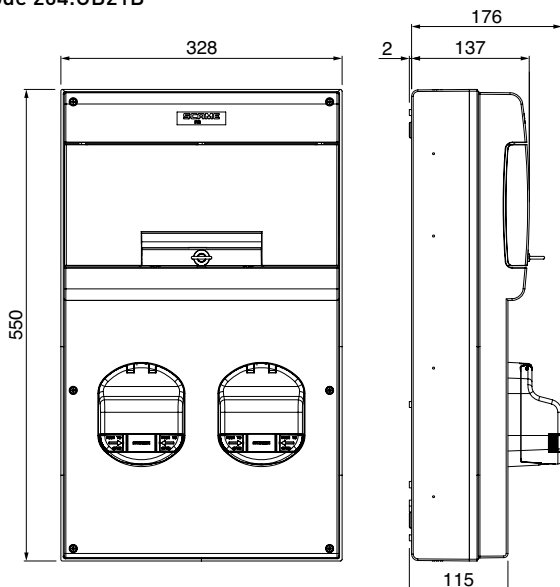
Code 204.UB41S



Code 204.UB11B



Code 204.UB21B



■ CHARGING CABLES



■ VERSIONS



Linear charging cables



Spiral charging cable

■ REFERENCE STANDARDS

EN 62196-1

EN 62196-1

EN 62196-1

■ MARKINGS AND DIRECTIVES



■ QUALITY MARKS



■ TECHNICAL CHARACTERISTICS

Rated current:	20A - 32A
Rated voltage:	200Vac - 250Vac 380Vac - 480Vac
Frequency:	50/60Hz
Protection degree:	IP44
Installation temperature:	-30°C +50°C
Material:	Thermoplastic
Self extinguishing degree (GWT):	650°C (elastomeric parts) 850°C
Saline solution:	Resistant
UV rays:	Resistant

■ CABLE TECHNICAL CHARACTERISTICS

Rated voltage:	450Vac - 750Vac
Insulation/Sheath	PUR
Max temperature:	+90°C



INDEX BY PRODUCT NUMBER

Catalogue Number	Pg.	Catalogue Number	Pg.	Catalogue Number	Pg.	Catalogue Number	Pg.	Catalogue Number	Pg.
201.CS2111-5	105	204.UB11M-CH	97	205.T119-DAB	24	205.W74-U	32	208.AP49	33
201.CS2111-8	105	204.UB11M-P4	97	205.T119-SAB	24	205.W85-B	32	208.AP60	69
201.CS2121-4S	105	204.UB11M-UN	97	205.T119-UAB	24	205.W85-C	32	208.AP61	69
201.CS2121-5	105	204.UB21B-EB	98	205.T33-BAB	25	205.W85-D	32	208.AP64	69
201.CS2121-8	105	204.UB21B-EBA	99	205.T33-DAB	25	205.W85-S	32	208.AP82	93
201.CS2222-4S	105	204.UB21M-CH	97	205.T33-SAB	25	205.W85-T	32	208.AP83	93
201.CS2222-5	105	204.UB21M-P4	97	205.T33-UAB	25	205.W85-U	32	208.AP84	75
201.CS2222-8	105	204.UB21M-UN	97	205.T37-BAB	25	206.D91-E10	69	208.CARD	27
201.CS2313-5	105	204.UB41S-EB	97	205.T37-DAB	25	206.D91-E11	69	208.CARD	33
201.CS2313-8	105	204.WD21B-T2T2M	36	205.T37-SAB	25	206.D91-E12	69	208.CARD	37
201.CS2323-4S	105	204.WD21B-T2T2MA	37	205.T37-UAB	25	206.M91-F100	74	208.CARD	43
201.CS2323-5	105	204.WD21B-T2T2ME	37	205.T52-BAB	26	206.M91-F120	74	208.CARD	47
201.CS2323-8	105	204.WD21D-T2T2M	36	205.T52-DAB	26	206.M91-F12V	74	208.CARD	51
201.CS2424-4S	105	204.WD21D-T2T2MA	37	205.T52-SAB	26	206.M91-F150	74	208.CARD	55
201.CS2424-5	105	204.WD21D-T2T2ME	37	205.T52-UAB	26	206.M91-F15V	74	208.CARD	93
201.CS2424-8	105	204.WD23B-T2T2M	36	205.T62-BAB	26	206.M91-F160	74	208.CARD	99
201.CSA111-5	105	204.WD23B-T2T2MA	37	205.T62-DAB	26	206.M91-F16V	74	208.CARD-W	27
201.CSA111-8	105	204.WD23B-T2T2ME	37	205.T62-SAB	26	206.M91-G12V	74	208.CARD-W	33
201.CSA121-5	105	204.WD23D-T2T2M	36	205.T62-UAB	26	206.M91-G150	74	208.CARD-W	37
201.CSA121-8	105	204.WD23D-T2T2MA	37	205.T74-BAB	26	206.M91-G15V	74	208.CARD-W	43
201.CSA1A1-5	105	204.WD23D-T2T2ME	37	205.T74-DAB	26	206.M91-G160	74	208.CARD-W	47
201.CSA1A1-8	105	204.WD23R-T24T24M	36	205.T74-SAB	26	206.M91-G16V	74	208.CARD-W	51
201.CSC424-5	105	204.WD23R-T24T24MA	37	205.T74-UAB	26	206.M91-H12V	74	208.CARD-W	55
201.CSC424-8	105	204.WD23R-T24T24ME	37	205.T85-BAB	26	206.M91-H150	74	208.CARD-W	93
204.CA11B-T2M	50	205.A33-BB	42	205.T85-DAB	26	206.M91-H15V	74	208.CARD-W	99
204.CA11B-T2MA	50	205.A33-CC	42	205.T85-SAB	26	206.M91-H160	74	208.MM501	59
204.CA13B-T2M	50	205.A33-DD	42	205.T85-UAB	26	206.M91-H16V	74	208.MM501	79
204.CA13B-T2MA	50	205.A52-BB	42	205.W113-B	30	206.M91-I12V	74	208.MM502	59
204.CA21B-T2T2M	50	205.A52-CC	42	205.W113-S	30	206.M91-I150	74	208.MM502	79
204.CA21B-T2T2MA	50	205.A52-DD	42	205.W119-B	30	206.M91-I15V	74	208.PM01	27
204.CA21B-T2T2ME	50	205.A62-BB	42	205.W119-C	30	206.M91-I160	74	208.PM01	32
204.CA21D-T2T2M	50	205.A62-CC	42	205.W119-D	30	206.M91-I16V	74	208.PM02	27
204.CA21D-T2T2MA	50	205.A62-DD	42	205.W119-S	30	208.AP11	37	208.PM02	32
204.CA21D-T2T2ME	50	205.B33-BB	46	205.W119-T	30	208.AP12	37	208.PROG2	27
204.CA21R-T23T23M	50	205.B33-CC	46	205.W119-U	30	208.AP22	37	208.PROG2	33
204.CA21R-T23T23MA	51	205.B33-DD	46	205.W32-B	31	208.AP23	43	208.PROG2	37
204.CA21R-T23T23ME	51	205.B33-SS	46	205.W32-S	31	208.AP23	47	208.PROG2	43
204.CA23B-T2T2M	50	205.B33-TT	46	205.W33-B	31	208.AP23	51	208.PROG2	47
204.CA23B-T2T2MA	50	205.B33-UU	46	205.W33-S	31	208.AP23	55	208.PROG2	51
204.CA23B-T2T2ME	50	205.B52-BB	46	205.W36-B	31	208.AP24	33	208.PROG2	55
204.CA23D-T2T2M	50	205.B52-CC	46	205.W36-C	31	208.AP25	33	208.PROG2	93
204.CA23D-T2T2MA	50	205.B52-DD	46	205.W36-D	31	208.AP25L	33	208.PROG2	99
204.CA23D-T2T2ME	50	205.B52-SS	47	205.W36-S	31	208.AP26	33	208.ROUTER	27
204.CA23R-T24T24M	50	205.B52-UU	47	205.W36-T	31	208.AP31	61	208.ROUTER	33
204.CA23R-T24T24MA	51	205.B62-BB	46	205.W36-U	31	208.AP31	81	208.ROUTER	37
204.CA23R-T24T24ME	51	205.B62-CC	46	205.W37-B	31	208.AP32	61	208.ROUTER	43
204.CA26B-T2T2M	50	205.B62-DD	46	205.W37-C	31	208.AP32	81	208.ROUTER	47
204.CA26B-T2T2MA	50	205.B62-SS	47	205.W37-D	31	208.AP33	61	208.ROUTER	51
204.CA26B-T2T2ME	50	205.B62-UU	47	205.W37-S	31	208.AP33	81	208.ROUTER	55
204.CA41B-003M	50	205.KA09-K	92	205.W37-T	31	208.AP34	61	208.ROUTER	93
204.CA41B-003MA	50	205.KB30-K	92	205.W37-U	31	208.AP34	81	208.ROUTER	99
204.CA41B-003ME	50	205.KB50-K	92	205.W52-B	32	208.AP35	61	209.ST02	69
204.CB21B-T2T2	54	205.KC09-K	92	205.W52-S	32	208.AP35	81	209.ST03	75
204.CB21B-T2T2A	54	205.KD30-K	92	205.W62-B	32	208.AP42	33	654.0650	99
204.CB21B-T2T2E	54	205.KD50-K	92	205.W62-S	32	208.AP43	33	654.0653	99
204.CB23B-T2T2	54	205.T113-BAB	24	205.W74-B	32	208.AP44	33	654.0654	99
204.CB23B-T2T2A	54	205.T113-DAB	24	205.W74-C	32	208.AP45	33	654.0661	99
204.CB23B-T2T2E	54	205.T113-SAB	24	205.W74-D	32	208.AP46	33	654.0662	99
204.UB11B-EB	98	205.T113-UAB	24	205.W74-S	32	208.AP47	33		
204.UB11B-EBA	98	205.T119-BAB	24	205.W74-T	32	208.AP48	33		

SCAME: A COMPLETE OFFER

General catalogue is not limited to this volume, but also includes:



INDUSTRY - INSTALLATION - DOMESTIC CATALOGUE

SCAME offers a very complete range of highly performing systems and components for the distribution of energy in the tertiary, building construction and industrial sectors, even heavy-duty ones. It is accompanied by a rich range of accessories for the creation of a state-of-the-art electrical system. The whole is completed by products for domestics, among which the watertight modular series for fixed installation should be highlighted.



EX PRODUCTS CATALOGUE

SCAME offers a complete range of products dedicated to electrical installations in environments with potential risk of explosion falling within the scope of the ATEX Directive 2014/34/EU and certified ATEX-IECEx and EAC EX. Referring to the ATEX classification of environments, SCAME offers solutions applicable both to areas classified as Zone 1 and 2 for the presence of explosive gases or as Zone 21 and 22 for the presence of combustible dusts.



WIRING DEVICES CATALOGUE

SCAME offers a complete range of wiring device British or Italian standard, characterized by a wide choice in terms of design, materials and finishes. The offer also includes solutions for home automation and weatherproof series for outdoor installation.

SCAME PARRE S.p.A member of:



SCAME PARRE S.p.A. reserves the right to modify products illustrated in this catalogue without prior notice as part of its policy of constant product improvement and development.

ZP01250-EN-1
8 001636 4 17066



SCAME PARRE S.p.A.
Via Costa Erta, 15 - 24020 Parre (BG) Italy
Tel. +39 035 705000



www.scame.com
export@scame.com

