


KIOSK SERIES

DISTRIBUTION PEDESTALS
TERMINALS





page 4 **KIOSK Series
with BLOCK/ENERBOX**
Distribution pedestals terminals on pole



page 5 **KIOSK Series with DOMINO**
Distribution pedestals terminals with enclosure
in painted metal sheet or stainless steel






page 6

**KIOSK Series SMART-K/
SMART-C/SMART-X**

Distribution pedestals terminals with enclosure in thermoplastic material



page 6

**KIOSK Series SMART-K/SMART-C
FIRE-PROOF VERSIONS**

Fire proof distribution pedestals terminals in thermoplastic material



KIOSK Series

■ DISTRIBUTION PEDESTALS TERMINALS ON POLE



Pole-mounted versions of the KIOSK series are available in single-sided or double-sided versions. The shock-proof, self-extinguishing engineering plastic enclosures are highly resistant to chemical and atmospheric agents and UV rays, and are mounted on a pole with a galvanised steel canopy coated with polyester epoxy paint. They can be fitted with non-interlocked industrial sockets and include a special feature of a protection compartment that is automatically illuminated by means of a light sensor.

■ VERSIONS



Distribution pedestals terminals on pole

■ REFERENCE STANDARDS

CEI 64-8/7 sez. 708/711
IEC 60364-7-709
IEC 60364-7-711
IEC 60364-7-740
 Electrical installations.

CEI EN 61439-1
CEI EN 61439-7
 Assembled equipment.

■ TECHNICAL CHARACTERISTICS

Operating ambient temperature:	-25°C +40°C
Protection degree:	IP55/IP66
Max. operating ambient temperature:	+60°C
Insulation class:	Class II (double insulation) □
Material:	Metal (pole and canopy) Thermoplastic (enclosure)
IK degree at 20°C:	IK10
Power supply terminal board:	Upon request
Circuit breakers:	Supplied 6A other sizes upon request

POSSIBILITY TO CONFIGURE OTHER VERSIONS (UPON REQUEST)

■ BEHAVIOUR WITH CHEMICAL AND ATMOSPHERIC AGENTS

Saline solution	Acids		Bases		Solvents				Mineral oil	UV rays
	Concentrated	Diluted	Concentrated	Diluted	Hexane	Benzol	Acetone	Alcohol		
Resistant	Limited Resistance	Resistant	Limited Resistance	Resistant	Resistant	Not Resistant	Not Resistant	Resistant	Not Resistant	Resistant

Resistance values to chemical agents have to be considered indicative. For further information and specific substances, contact the technical service.

Dimensional drawings: www.scame.com

■ METAL DISTRIBUTION PEDESTALS TERMINALS



KIOSK Series metal enclosures are manufactured from galvanised sheet metal or 316 L stainless steel, ensuring the highest degree of resistance to chemical and atmospheric agents, and corrosion generated by salt when marina installation is required.

Turret configurations are suitable for housing Domino Series panels which, depending on the version, can be equipped with watertight domestic or industrial sockets, with or without interlock.

■ VERSIONS



Distribution pedestals terminals in painted metal sheet / stainless steel



Distribution pedestals terminals in painted metal sheet

■ REFERENCE STANDARDS

CEI 64-8/7 sez. 708/711
IEC 60364-7-709
IEC 60364-7-711
IEC 60364-7-740
 Electrical installations.

CEI EN 61439-1
CEI EN 61439-7
 Assembled equipment.

■ TECHNICAL CHARACTERISTICS

Operating ambient temperature: **-25°C +40°C**

Protection degree: **IP66**

Max. operating ambient temperature: **+60°C**

Insulation class: **Class II (double insulation) □**

Material: **Painted metal sheet / Stainless Steel**

IK degree at 20°C: **IK10**

Power supply terminal board: **Upon request**

Circuit breakers: **Supplied 6A other sizes upon request**

POSSIBILITY TO CONFIGURE OTHER VERSIONS (UPON REQUEST)

■ BEHAVIOUR WITH CHEMICAL AND ATMOSPHERIC AGENTS

Saline solution	Acids		Bases		Solvents				Mineral oil	UV rays
	Concentrated	Diluted	Concentrated	Diluted	Hexane	Benzol	Acetone	Alcohol		
Resistant	Limited Resistance	Resistant	Resistant	Resistant	Not Resistant	Not Resistant	Not Resistant	Limited Resistance	Resistant	Resistant

Resistance values to chemical agents have to be considered indicative.

For further information and specific substances, contact the technical service.

Dimensional drawings: www.scame.com

KIOSK Series

■ DISTRIBUTION PEDESTALS TERMINALS IN THERMOPLASTIC MATERIAL



KIOSK Series thermoplastic enclosures are manufactured from shockproof, self-extinguishing engineering plastics that are highly resistant to chemical and atmospheric agents and UV rays. They are available in a variety of sizes and configurations that can be equipped with watertight household or industrial sockets (with or without interlock) and with mains water, on request. The range includes red versions for fire-fighting systems that can be equipped with a fire extinguisher or UNI 45 hose.

■ VERSIONS



Distribution pedestals terminals in thermoplastic material SMART-K - SMART-C - SMART-X



Distribution pedestals terminals in thermoplastic material (fire-proof versions) SMART-K - SMART-C

■ REFERENCE STANDARDS

CEI 64-8/7 sez. 708/711
IEC 60364-7-709
IEC 60364-7-711
IEC 60364-7-740
 Electrical installations.

CEI EN 61439-1
CEI EN 61439-7
 Assembled equipment.

■ TECHNICAL CHARACTERISTICS

Operating ambient temperature:	-25°C +40°C
Protection degree:	IP56
Max. operating ambient temperature:	+60°C
Insulation class:	Class II (double insulation) □
Material:	Thermoplastic
IK degree at 20°C:	IK10
Plastic colour:	Blue (standard) Green-Yellow-Red White (optional) (No RAL reference)
Power supply terminal board:	Upon request
Water service:	Upon request
Circuit breakers:	Supplied 6A other sizes upon request

POSSIBILITY TO CONFIGURE OTHER VERSIONS (UPON REQUEST)

■ BEHAVIOUR WITH CHEMICAL AND ATMOSPHERIC AGENTS

Saline solution	Acids		Bases		Solvents				Mineral oil	UV rays
	Concentrated	Diluted	Concentrated	Diluted	Hexane	Benzol	Acetone	Alcohol		
Resistant	Limited Resistance	Resistant	Limited Resistance	Resistant	Resistant	Not Resistant	Not Resistant	Resistant	Not Resistant	Resistant

Resistance values to chemical agents have to be considered indicative. For further information and specific substances, contact the technical service.

Dimensional drawings: www.scame.com


Increased safety "SAFE-IN" [☺]

■ THE "SAFE-IN" SAFETY DEVICE

KIOSK Series pedestals are equipped with industrial socket outlets OPTIMA Series "SAFE-IN". The "SAFE-IN" safety device assembled on the 16A industrial sockets is the most innovative element of the new OPTIMA Series. The "SAFE-IN" device works like the protection installed on household sockets, i.e., by means of an appropriate shutter, it closes the input of the socket contact tubes and prevents accidental and voluntary contact of live parts of the socket with slim objects, such as screwdrivers or wires. This protection offers an additional safety guarantee, in addition to that already provided by the spring-loaded cover assembled on the mobile sockets.

■ SAFETY LEVEL OF THE OPTIMA SERIES SOCKETS

The OPTIMA Series sockets with the "SAFE-IN" safety device guarantee a higher level of safety in comparison with ordinary industrial sockets, especially in environments where there may be children present or people who have not been trained about electrical dangers (public areas, amusement parks, campgrounds, open markets, etc.). Dangerous situations, such as the important examples illustrated in the figure below, can be resolved thanks to the new OPTIMA Series sockets equipped with the "SAFE-IN" safety device.



Connector tube protective shutter for greater safety against direct contacts. (The SAFE-IN safety device).

APPLICATION EXAMPLE



E-POWER intelligent socket

■ THE E-POWER DEVICE

KIOSK Series pedestals can be equipped with E-POWER industrial sockets on request.

E-POWER is an intelligent RFID-based socket that enables the distribution of energy or water solely and exclusively by authorised users. This is executed by reading individual transponders, which are rechargeable via banknotes, coins or via a remote system using a decoder.

The E-POWER socket that is integrated into KIOSK Series distributors also permits the metering of water and energy consumption that is simple and effective, using a centralised control system.

In the event the KIOSK distributor is to be used without prepaid systems or remote metering, the transponder still allows the energy and water consumption of each user to be visualised on the display, which is configurable in 5 languages.

Operation of the E-POWER socket is provided in 2 modes: “stand alone” via transponder, or remote management, to which the following software may be added:

SMART VIEW

This function manages the layout of the distributors and status of the sockets by performing a diagnostic of the distributors and the electrical system and, owing to its database of users, permits historical data handling.

In addition, it enables/disables users who, for security reasons, must always have their transponder to be able to gain access for distribution.

Furthermore, it manages reservations and attendance rapidly and accurately – all that is required is an arrival date and the necessary details to make the reservation.

SMART REMOTE METERING

This function enables/disables users from PCs.

For remote management, KIOSK distributors must be networked with an RS485 system.

For GSM, Wi-Fi, LAN or fibre-optic connections, KIOSK distributors are interfaced with system adapters.



APPLICATION EXAMPLE



AMR SYSTEM

KIOSK Series pedestals can be integrated with AMR functionality on request.

In response to the growing focus on energy efficiency, the AMR system guarantees data logger functions, measuring and recording over time the energy consumption of any user device.

Moreover, energy is measured not only in quantitative terms, but also in terms of quality: through constant monitoring of the system status and real-time reporting of any phase-related malfunction, presence of

earth, status of fuses and power factor, the AMR system guarantees the elimination of waste typical of supplied energy of poor quality and allows preventive maintenance.

There is no innovation if there is no user-friendliness.

The AMR managerial software, residing locally on the server or in cloud environment, makes it possible to receive alarms and manage events, which can be also conveniently scheduled through the calendar function in remote, from any connected PC.

FUNCTIONS

- Data collection in terms of quantity and quality
- Consumption monitoring
- Monitoring from remote
- Load management
- Monitoring proper functioning of the socket

- Checking plug insertion
- Checking the presence of earth connection
- Checking the status of the fuses
- Sending of alarms
- Modulation of the power supplied for each socket



DATA LOGGER FUNCTIONALITY

The AMR functionality comes equipped with a precise and extremely versatile energy meter, specifically designed to adapt itself to the most sophisticated applications that monitor electrical parameters and energy consumption, allowing realtime reading of all the collected data via the Internet.

It is also possible to send, via e-mail or txt message, local alarms caused by any sort of anomalies, thus informing the Energy Manager in real time on the status of his system, through any device which can display a web page.



REMOTE LOAD MANAGEMENT FUNCTIONALITY

The AMR system is preset for load management, also from remote, either as a response to an alarm received or as the result of programming through the convenient calendar feature, which can be used to plan specific actions and activation/deactivation rules on a set day or at a set time.

This function is particularly useful for planning routine maintenance or for automatically modulating the energy supply in view of scheduled events. The user can thus set one or more calendars for each device equipped with AMR function and associate alarm rules.

During the activation phase, reports are generated on the start of calendar processing and on the true/false status of the calendar itself. The remote load management function, precisely for the fact that it generates an alarm as soon as the system starts to malfunction, represents the best way for preventing overload risks through the subsequent operation of disconnecter switches and the disservice that would result.

KIOSK Series

■ BLOCK VERSIONS - IP66



N° Sockets	Description	Versions	PLUGS WITH SAFE-IN
4	IP66/IP67 2P+E 16A 250V~	Single-sided	659.BL5141-10
8	IP66/IP67 2P+E 16A 250V~	Double-sided	659.BL5181-11

- 4A-6A-10A-16A RCBO.
- Without water service.

■ ENERBOX VERSIONS - IP55



N° Sockets	Description	Versions	PLUGS WITH SAFE-IN
2	IP66/IP67 2P+E 16A 250V~	Single-sided	659.EN5121-01
4	IP66/IP67 2P+E 16A 250V~	Double-sided	659.EN5141-10

- 4A-6A-10A-16A RCBO.
- Without water service.

■ BLOCK VERSIONS - IP66



N° Sockets	Description	Versions	659.BA5140-02	659.BA5040-00
4	IP66/IP67 2P+E 16A 250V~	Single-sided		
	Empty frame	Single-sided		

- 4A-6A-10A-16A RCBO.
- Dimensions (mm): 400x1250x220.
- Without light kit.

DOMINO-OMNIA VERSIONS - IP66


N° Sockets	Description	Versions	METAL SHEET	STEEL
			PLUGS WITH INTERLOCK	
2	IP66/IP67 2P+E 16A 250V~	Single-sided	659.DA5221-01	659.DB5221-01
	IP66/IP67 2P+E 16A 250V~	Single-sided	659.DA5241-02	659.DB5241-02
4	IP66/IP67 2P+E 16A 250V~ - with 4 water services	Single-sided	659.DA5243-07	
8	IP66/IP67 2P+E 16A 250V~	Double-sided	659.DA5281-03	659.DB5281-03
3 +1	IP66/IP67 2P+E 16A 250V~	Single-sided	659.DA5241-04	659.DB5241-04
	IP66/IP67 3P+N+E 16A 380-415V~			
6 +2	IP66/IP67 2P+E 16A 250V~	Double-sided	659.DA5281-05	659.DB5281-05
	IP66/IP67 3P+N+E 16A 380-415V~			

- 4A-6A-10A-16A RCBO.

- Dimensions (mm): 487x1235x375.

- With light kit.

- Water service upon request

DOMINO-OPTIMA VERSIONS - IP66


N° Sockets	Description	Versions	METAL SHEET	STEEL
			PLUGS WITH SAFE-IN	
2	IP66/IP67 2P+E 16A 250V~	Single-sided	659.DA5121-01	659.DB5121-01
4	IP66/IP67 2P+E 16A 250V~	Single-sided	659.DA5141-02	659.DB5141-02
8	IP66/IP67 2P+E 16A 250V~	Double-sided	659.DA5181-03	659.DB5181-03
3 +1	IP66/IP67 2P+E 16A 250V~	Single-sided	659.DA5141-04	659.DB5141-04
	IP66/IP67 3P+N+E 16A 380-415V~			
6 +2	IP66/IP67 2P+E 16A 250V~	Double-sided	659.DA5181-05	659.DB5181-05
	IP66/IP67 3P+N+E 16A 380-415V~			

- 4A-6A-10A-16A RCBO.

- Dimensions (mm): 487x1235x375.

- With light kit.

- Water service upon request

EMPTY FRAME


Description	Versions	METAL SHEET	STEEL
Empty frame	Single-sided	659.DA5041-00	659.DB5041-00
Empty frame	Double-sided	659.DA5081-00	659.DB5081-00

- Dimensions (mm): 487x1235x375.

- With light kit.

- Water service upon request

KIOSK Series

SMART-K VERSIONS IN THERMOPLASTIC MATERIAL WITH SIDE SOCKET OUTLETS - IP56



N° Sockets	Description	Versions	PLUGS WITH INTERLOCK	PLUGS WITH SAFE-IN
2	IP66/IP67 2P+E 16A 250V~	Double-sided	659.SK5221-01	659.SK5121-01
	IP66/IP67 2P+E 16A 250V~ - with 2 water services	Double-sided	659.SK5223-32	659.SK5123-12
4	IP66/IP67 2P+E 16A 250V~	Double-sided	659.SK5241-02	659.SK5141-02
	IP66/IP67 2P+E 16A 250V~ - with 4 water services	Double-sided	659.SK5243-08	659.SK5143-07
3	IP66/IP67 2P+E 16A 250V~	Double-sided	659.SK5241-04	659.SK5141-04
	IP66/IP67 3P+N+E 16A 380-415V~	Double-sided		
+1	IP66/IP67 2P+E 16A 250V~	Double-sided	659.SK5243-18	
	IP66/IP67 3P+N+E 16A 380-415V~ - with 4 water services			
	SMART-K empty frame	Double-sided		659.SK5041-00

- 4A-6A-10A-16A RCBO.
- Dimensions (mm): 340x810x260.

- With light kit.
- Water service upon request.

SMART-C VERSIONS IN THERMOPLASTIC MATERIAL WITH FRONT SOCKET OUTLETS - IP56



N° Sockets	Description	Versions	PLUGS WITH INTERLOCK	PLUGS WITH SAFE-IN
2	IP66/IP67 2P+E 16A 250V~	Single-sided	659.SC5221-01	659.SC5121-01
	IP66/IP67 2P+E 16A 250V~	Single-sided	659.SC5241-02	659.SC5141-02
4	IP66/IP67 2P+E 16A 250V~ - with 4 water service	Single-sided		659.SC5142-36
	IP66/IP67 2P+E 16A 250V~ - with coin acceptor	Single-sided		659.SC5141-11G
3	IP66/IP67 2P+E 16A 250V~	Single-sided	659.SC5241-04	659.SC5141-04
	IP66/IP67 3P+N+E 16A 380-415V~			
	SMART-C empty frame	Single-sided		659.SC5041-00

- 4A-6A-10A-16A RCBO.
- Dimensions (mm): 580x1400x450.

- With light kit.
- Water service upon request.

SMART-X VERSIONS IN THERMOPLASTIC MATERIAL WITH FRONT SOCKET OUTLETS - IP56



N° Sockets	Description	Versions	PLUGS WITH SAFE-IN
4	IP66/IP67 2P+E 16A 250V~	Double-sided	659.SX5140-02
	SMART-X empty frame	Double-sided	659.SX5040-00

- 4A-6A-10A-16A RCBO.
- Dimensions (mm): 368x980x318.

- With light kit.
- Water service upon request.

■ FIRE-PROOF VERSIONS



Versions	SMART-K	SMART-C
With fire extinguisher (not supplied)	659.SKFIRE-E	659.SCFIRE-E
With fire hose UNI45 (supplied)	659.SKFIRE-M	659.SCFIRE-M
- Without light kit.	- SMART-K Dimensions (mm): 340x810x260 / fire extinguisher 6 kg - SMART-C Dimensions (mm): 580x1400x450 / fire extinguisher 9 kg	

■ ACCESSORIES



Description	
SMART-C base support	659.SCBASE
SMART-K base support	659.SKBASE

CUSTOMISED SOLUTION



Scame includes a Technical Information Centre.

An efficient internal analysis and quotation service supports the customer during the decision-making process, processing of offers and feasibility analyses in short timeframes. Scame's production flexibility, based on the principles of lean production, its highly

NS



qualified personnel and state-of-the-art machinery, creates customised energy distributors depending on specific customer requirements, without requiring large batches. For further information, contact the CIT at infocit@scame.com.

ZP00873-GB-2
8 001636 4 15895



ScameOnLine

www.scame.com
export@scame.com

SCAME PARRE S.p.A.
VIA COSTA ERTA, 15
24020 PARRE (BG) ITALY
TEL. +39 035 705000
FAX +39 035 703122

